

# Invesco Active Multi-Sector Credit Fund C (USD Hgd)-Acc Shares

31 March 2018

**This marketing document is exclusively for use by Qualified Investors in Switzerland and Professional Clients in Continental European countries as defined in the important information section. This document is not for consumer use, please do not redistribute. This document may also be used by financial intermediaries in the United States as defined in the important information section.**

## Summary of fund objective

The Fund aims to provide a positive total return over a full market cycle. The Fund seeks to achieve its objective through an active strategic and tactical asset allocation process to credit-related debt securities globally. For the full objectives and investment policy please consult the current prospectus. **Name changed from Invesco Absolute Return Bond Fund on 18.09.2014.**

## Key facts



Fund managed by Joseph Portera (lead) and the Multi-Sector Credit Team<sup>1</sup>.  
Managed fund since 18 September 2014

### Share class launch

08 October 2014

### Original fund launch

14 October 1999

### Legal status

Luxembourg SICAV with UCITS status

### Share class currency

USD

### Share class type

Accumulation

### Fund size

EUR 132.38 mn

### Bloomberg code

INAMCUA LX

### ISIN code

LU1097690884

### Settlement date

Trade Date + 3 Days

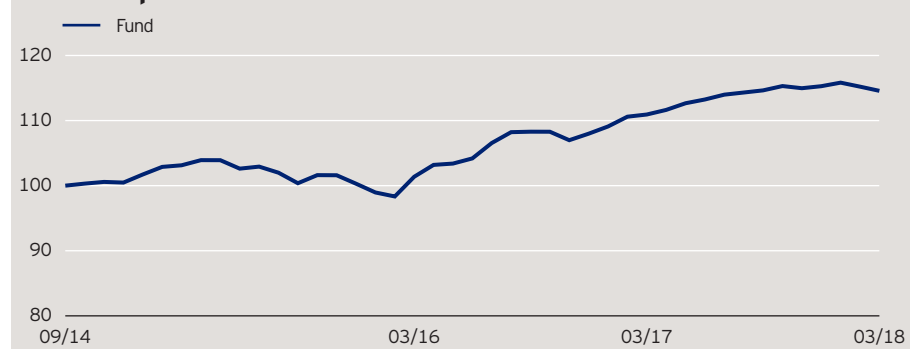
### Morningstar Rating™

★★★★

## Quarterly fund commentary

Overall, credit assets struggled during the quarter. There were negative index returns across global high yield, global investment grade credit, and emerging markets. Floating rate securities were the one area of the market that maintained a positive return. During the quarter, the market faced a backdrop of increased market volatility, declines in equity prices, a rise in interest rates and concerns about a global trade war, particularly between the US and China. The volatility rose in early February, and continued to remain at elevated levels throughout the quarter. Global monetary policy is tightening (restricting credit and raising interest rates) yet well-absorbed by markets. Overall, we do not expect to see a material shift to a faster pace of tightening. In the near term, we are likely to remain in a higher volatility environment. Benign inflation will continue to allow global central bank policy to be gradual and flexible. Many countries are struggling to meet their inflation targets. On a regional basis, economic indicators continue to come in strong across the US and Europe. In this neutral environment, where growth is not a significant catalyst, markets are being driven by individual companies' trading activity. We continue to keep risk relatively low. Although financial conditions have tightened recently, markets are still operating under loose financial conditions (easy access to borrowing and low interest rates) as we are coming out of a period of extreme accommodative policy.

### Indexed performance 8 October 2014 - 31 March 2018\*



Each period starts at the end of the indicated month. The first indicated month may not represent a full month and may start only on the launch/restructuring date indicated in the headline.

## Cumulative performance\*

in %	YTD	1 month	1 year	3 years	Since inception
Fund	-0.62	-0.56	3.28	11.09	14.57

## Calendar year performance\*

in %	2013	2014	2015	2016	2017
Fund	-	-	-0.17	7.66	6.76

## Standardised rolling 12 month performance\*\*

in %	31.03.13	31.03.14	31.03.15	31.03.16	31.03.17	31.03.18
Fund	-	-	-1.71	9.43	3.28	

Past performance is not a guide to future returns. The performance shown does not take account of the commissions and costs incurred on the issue and redemption of units.

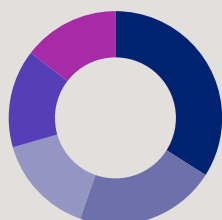
\*Source: © 2018 Morningstar. Indexed performance: Performance of an investment of 100 in share class currency. Gross income re-invested to 31 March 2018 unless otherwise stated. The figures do not reflect the entry charge payable by individual investors. \*\*Gross income re-invested to 31 March 2018. All performance data on this factsheet is in the currency of the share class. **There is currently a discretionary cap on the ongoing charge of 0.75% in place. This discretionary cap may positively impact the performance of the Share Class.**

# Invesco Active Multi-Sector Credit Fund C (USD Hgd)-Acc Shares

31 March 2018

## Portfolio asset allocation (%)

	Current	Tactical Bands
Investment Grade Range	63.4	40-70
Non-Investment Grade Range (HY + BL)	36.6	30-60



Global Investment Grade allocation	33.99
Bank Loans (BL) allocation	21.37
High Yield (HY) allocation	15.20
Emerging Market allocation	14.87
Opportunistic allocation	14.57

Source: Invesco. Portfolio allocation is subject to change and current allocation may differ.

Please note: Bank Loans cannot be invested in directly by the fund. Exposure to eligible loans will generally be taken via investment in Collateralised Loan Obligations (CLOs), collective investment schemes, Floating Rate Notes (FRNs) as well as swaps and other derivatives on UCITS eligible loan indices. Opportunistic allocation: Municipal Bonds, Collateralised Mortgage Backed Securities and other credit assets as chosen at the discretion of the fund managers.

## Top 5 Issuers\*

Issuer	%
SoftBank Group	1.72
AT&T	1.68
Citigroup	1.43
Energy Transfer Partners	1.41
First Quantum Minerals	1.36

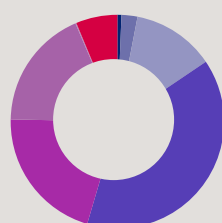
Excludes derivatives, funds and non-dollar sovereign debt. Issuer is defined as the issuing entity of the security.

## Bond Sector Breakdown

Sector	%
Banking	15.61
Communications	13.00
Consumer Non-Cyclical	9.60
Foreign Agencies	8.64
Consumer Cyclical	7.17

Barclays Level four classifications; excludes funds.

## Credit ratings of the fund in %



AAA	0.6
AA	2.4
A	12.6
BBB	39.2
BB	20.8
B	18.3
Not Rated	0.2
Cash & Cash Equivalents	6.3

## Credit ratings

(average rating: BBB-)

Credit Rating	in %
AAA	0.6
AA	2.4
A	12.6
BBB	39.2
BB	20.8
B	18.3
Not Rated	0.2
FX	-0.4
Cash & Cash Equivalents	6.3

Source: BRS (Blackrock Solutions)

## Portfolio Characteristics\*

Characteristic	%
Gross Current Yield	4.5
Gross Redemption Yield	4.5
Average Coupon	4.5
Average Spread (bps)	228

## Duration distribution\*

Duration	in %
(average duration: 5.1)	
0-1 year	27.6
1-3 years	8.9
3-5 years	24.1
5-10 years	31.1
10-20 years	8.2
20+ years	0.0

## NAV and fees

### Current NAV

USD 11.46

### 12 month price high

USD 11.61 (29/01/2018)

### 12 month price low

USD 11.10 (03/04/2017)

### Minimum investment <sup>2</sup>

USD 1,000,000

### Entry charge

Up to 5.00%

### Annual management fee

0.5%

### Ongoing charges

0.75% (31/08/2017)

## Geographical weightings\*

Geography	in %
United States	44.7
United Kingdom	5.8
China	4.2
Mexico	3.7
Brazil	2.4
Netherlands	2.2
Japan	2.1
Cayman Islands	1.8
Others	27.2
FX	-0.4
Cash & Cash Equivalents	6.3

Source: \*Invesco. Portfolio weightings and allocations are subject to change. The weightings for each breakdown are rounded to the nearest tenth or hundredth of a percent; therefore, the aggregate weights for each breakdown may not equal 100%.

# Invesco Active Multi-Sector Credit Fund C (USD Hgd)-Acc Shares

31 March 2018

## Risk Warnings

The value of investments and any income will fluctuate (this may partly be the result of exchange rate fluctuations) and investors may not get back the full amount invested. Debt instruments are exposed to credit risk which is the ability of the borrower to repay the interest and capital on the redemption date. Changes in interest rates will result in fluctuations in the value of the fund. The fund will invest in derivatives (complex instruments) which will result in the fund being leveraged and may result in large fluctuations in the value of the fund. The fund may hold a large amount of Asset Backed Securities (ABS) (complex instruments) as well as lower quality debt securities which may impact the liquidity of the fund under certain circumstances. The fund may invest in distressed securities which carry a significant risk of capital loss. The fund's performance may be adversely affected by variations in the exchange rates between the base currency of the fund and the currencies in which the investments are made. As a large portion of the fund is invested in less developed countries, you should be prepared to accept significantly large fluctuations of the value of the fund. The fund may hold a large amount of debt instruments which are of lower credit quality and may result in large fluctuations in the value of the fund.

## Important Information

<sup>1</sup>Avi Hooper, Ken Hill, Jennifer Hartviksen, Jason Trujillo, Rashique Rahman and Matt Brill are part of the Multi-Sector Team and provide support into individual sectors.

<sup>2</sup>The minimum investment amounts are: USD 1,000,000 / EUR 800,000 / GBP 600,000 / CHF 1,000,000 / SEK 7,000,000. Please contact us or refer to the most up to date Prospectus for details of minimum investment amounts in other currencies.

**This marketing document is exclusively for use by Professional Clients and Financial Advisers in Continental Europe and Qualified Investors in Switzerland. This document is not for consumer use, please do not redistribute. For the purpose of the distribution of this document Continental Europe is defined as Austria, Switzerland, Germany, Spain, France, Luxembourg, Netherlands. Data as at 31 March 2018, unless otherwise stated. This document is marketing material and is not intended as a recommendation to invest in any particular asset class, security or strategy. Regulatory requirements that require impartiality of investment/investment strategy recommendations are therefore not applicable nor are any prohibitions to trade before publication. The information provided is for illustrative purposes only, it should not be relied upon as recommendations to buy or sell securities. By accepting this document, you consent to communicate with us in English, unless you inform us otherwise.**

Past performance is not a guide to future returns. Where individuals or the business have expressed opinions, they are based on current market conditions, they may differ from those of other investment professionals and are subject to change without notice and are not to be construed as investment advice. This marketing document is not an invitation to subscribe for shares in the fund and is by way of information only, it should not be considered financial advice. This does not constitute an offer or solicitation by anyone in any jurisdiction in which such an offer is not authorised or to any person to whom it is unlawful to make such an offer or solicitation. Persons interested in acquiring the fund should inform themselves as to (i) the legal requirements in the countries of their nationality, residence, ordinary residence or domicile; (ii) any foreign exchange controls and (iii) any relevant tax consequences. As with all investments, there are associated risks. This document is by way of information only. Asset management services are provided by Invesco in accordance with appropriate local legislation and regulations. The fund is available only in jurisdictions where its promotion and sale is permitted. Not all share classes of this fund may be available for public sale in all jurisdictions and not all share classes are the same nor do they necessarily suit every investor. Fee structure and minimum investment levels may vary dependent on share class chosen. Please check the most recent version of the fund prospectus in relation to the criteria for the individual share classes and contact your local Invesco office for full details of the fund registration status in your jurisdiction. Forecasts are not reliable indicators of future performance. The ongoing charges figure is based on annualised expenses for the period ending 31/08/2017. This figure may vary from year to year. It excludes portfolio transaction costs except in the case of an entry or exit charge paid by the Fund when buying or selling shares/units in another fund. For more information on our funds, please refer to the most up to date relevant fund and share class-specific Key Investor Information Documents, the latest Annual or Interim Reports and the latest Prospectus, and constituent documents. This information is available using the contact details of the issuer and is without charge. Further information on our products is available using the contact details shown. The fund yields shown are expressed as a % per annum of the current NAV of the fund. They are an estimate for the next 12 months, assuming that the fund's portfolio remains unchanged and there are no defaults or deferrals of coupon payments or capital repayments. Cash income is estimated coupons from bonds. The gross current yield is an indication of the expected cash income over the next 12 months. The gross redemption yield is a longer-term picture indicating expected annual total return. This means that in addition to expected cash income, it includes the amortised annual value of unrealised capital gains or losses of bond holdings currently held by the fund, calculated with reference to their current market price and expected redemption value made upon maturity of the bonds. Neither of the yields is guaranteed. Nor do they reflect the impact of the ongoing charges, the portfolio transaction costs or the entry charge of the fund. Investors may be subject to tax on distributions. Subscriptions of shares are only accepted on the basis of the most up to date legal offering documents. The legal offering documents (fund & share class specific Key Investor Information Document, prospectus, annual and semi-annual reports, articles and trustee deed) are available free of charge with your local Invesco representative or on our website [www.invescoeuropa.com](http://www.invescoeuropa.com).

© 2018 Morningstar. All rights reserved. The information contained herein: (1) is proprietary to Morningstar and/or its content providers; (2) may not be copied or distributed; and (3) is not warranted to be accurate, complete or timely. Neither Morningstar nor its content providers are responsible for any damages or losses arising from any use of this information.

**Additional information for Financial Intermediaries in the United States:** This document is intended for distribution to US financial intermediaries for informational purposes and in relation to their activities with offshore clients only. The Funds are not registered under any US securities law, and may not be offered or sold directly or indirectly in the US, its territories or possessions, nor to any US persons, citizens or residents. The Fund must not be marketed on US soil. This does not constitute a recommendation of any investment strategy or product for a particular investor. Investors should consult a financial professional before making any investment decisions. Issued in the US by Invesco Distributors, Inc., 11 Greenway Plaza, Suite 1000, Houston, Texas 77046, USA. Invesco Distributors, Inc. is the appointed US sub-distributor of the Invesco Funds, SICAV or Invesco Fund Series 1-6. All entities are indirect, wholly owned subsidiaries of Invesco Ltd.

---

# Invesco Active Multi-Sector Credit Fund

## C (USD Hgd)-Acc Shares

31 March 2018

---

### Important Information

**Additional information for Austria:** Issued in Austria by Invesco Asset Management Österreich - Zweigniederlassung der Invesco Asset Management Deutschland GmbH. The legal offering documents are available free of charge from the issuer of this document: Invesco Asset Management Österreich - Zweigniederlassung der Invesco Asset Management Deutschland GmbH, Rotenturmstrasse 16 - 18, 1010 Vienna as well as at Erste Bank der oesterreichischen Sparkassen AG, Graben 21, A-1010 Vienna acting as paying agent for funds registered for sale in Austria.

**Additional information for Cyprus:** Issued in Cyprus by Invesco Asset Management S.A. 18, rue de Londres, F-75009 Paris. Authorised and regulated by the Autorité des marchés financiers in France.

**Additional information for France:** Issued in France by Invesco Asset Management S.A., 16-18 rue de Londres, 75009 Paris, France.

**Additional information for Germany:** Issued in Germany by Invesco Asset Management Deutschland GmbH. The legal offering documents are available free of charge from the issuer of this document: Invesco Asset Management Deutschland GmbH, An der Welle 5, D - 60322 Frankfurt am Main.

**Additional information for Luxembourg:** Issued in Luxembourg by Invesco Asset Management SA, 16-18 rue de Londres, 75009 Paris, France.

**Additional information for the Netherlands:** Issued in the Netherlands by Invesco Asset Management S.A. Dutch Branch, Vinoly Building, Claude Debussylaan 26, 1082 MD Amsterdam, The Netherlands, [www.invesco.nl](http://www.invesco.nl).

**Additional information for Spain:** Issued in Spain by Invesco Asset Management S.A., Sucursal en España, C/ Goya 6 - 3º, 28001 Madrid, Spain.

**Additional information for Switzerland:** Issued in Switzerland by Invesco Asset Management (Schweiz) AG, Talacker 34, CH-8001 Zurich, who acts as representative for the funds distributed in Switzerland. Paying agent for the funds distributed in Switzerland: BNP PARIBAS SECURITIES SERVICES, Paris, succursale de Zurich, Selnaustrasse 16, CH-8002 Zurich. The legal offering documents are available free of charge at our website and local language from the issuer of this document. The fund is domiciled in Luxembourg.