

Invesco China Focus Equity Fund

E-Acc Shares

28 February 2019

This marketing document is exclusively for use by Qualified Investors in Switzerland and Professional Clients in Continental European countries as defined in the important information section. This document is not for consumer use, please do not redistribute.

Summary of fund objective

The objective of this Fund is to achieve long-term capital growth by investing in equity or equity-related securities of companies with exposure to China. For the full objectives and investment policy please consult the current prospectus.

Key facts



Mike Shiao
Hong Kong
Managed fund since
December 2011

Share class launch

15 December 2011

Original fund launch

15 December 2011

Legal status

Luxembourg SICAV with UCITS status

Share class currency

EUR

Share class type

Accumulation

Fund size

USD 145.69 mn

Reference index

MSCI China 10/40 ND

Bloomberg code

INVCFF LX

ISIN code

LU0717749021

Settlement date

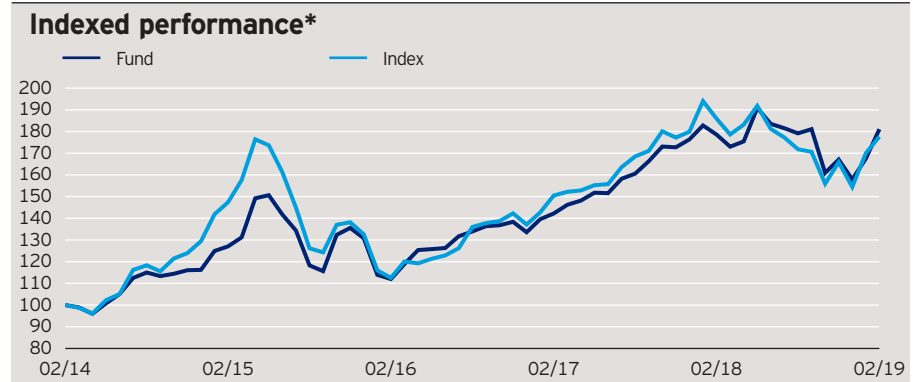
Trade Date + 3 Days

Morningstar Rating™

★★★★

Quarterly fund commentary

Chinese equities finished the fourth quarter lower. The domestic economy remained stable with real GDP growth rate set to achieve the central government's target of around 6.5%. Consumption and services growth continued to show resilience, supported by healthy household income growth. There were however signs of moderation in recent months. For example, the official manufacturing PMI, a gauge for measuring the health of the country's manufacturing sector, fell below its expansion threshold, suggesting a moderation in domestic demand and a dip in external sentiment. However, the government has taken some positive support measures including cuts in banks' reserve requirements, a lowering of some taxes, and an increase in infrastructure spending to stabilize near-term economic growth. Meanwhile, Sino-US trade relations took a step forward in the fourth quarter following high-level bilateral talks. In terms of sector performance, real estate led market gains on expectations of a possible relaxation of property tightening policies. The utilities sector also proved favourable on improved earnings and domestic growth catalysts. By way of investment strategy, our bottom-up approach to stock selection focuses on companies with sustainable leadership and competitive advantage. This has led to higher exposure towards consumer sectors where we have found better opportunities and believe the government will remain supportive of their growth.



The performance period shown here starts on the last day of the first indicated month and ends on the last day of the last indicated month.

Cumulative performance*

in %	YTD	1 month	1 year	3 years	5 years
Fund	14.65	8.10	1.40	61.67	81.07
Index	15.02	4.50	-4.44	57.85	77.66

Calendar year performance*

in %	2014	2015	2016	2017	2018
Fund	12.44	12.54	2.13	32.03	-10.45
Index	23.42	2.46	3.43	31.17	-14.13

Standardised rolling 12 month performance*

in %	28.02.14	28.02.15	28.02.16	28.02.17	28.02.18	28.02.19
Fund	27.07	-11.86	26.98	25.57	1.40	
Index	47.41	-23.65	33.71	23.54	-4.44	

Past performance is not a guide to future returns. The performance shown does not take account of the commissions and costs incurred on the issue and redemption of units.

*Source: © 2019 Morningstar. Indexed performance: Performance of an investment of 100 in share class currency. Gross income re-invested to 28 February 2019 unless otherwise stated. The figures do not reflect the entry charge payable by individual investors. All performance data on this factsheet is in the currency of the share class. Reference Index Source: Factset. **There is currently a discretionary cap of operating expenses at a maximum of 0.05% in place. This figure forms part of the ongoing charge and may positively impact the performance of the Share Class.**

Invesco China Focus Equity Fund

E-Acc Shares

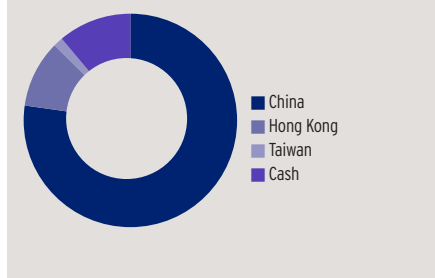
28 February 2019

Holdings and active weights*

(total holdings: 44)

Top 10 holdings	%	Top 10 overweight	+	Top 10 underweight	-
China Mobile	8.6	China Mobile	4.2	Tencent	6.5
Alibaba	8.6	Shandong Weigao Medical Polymer 'H'	3.4	China Construction Bank	5.8
Weibo	3.5	Weibo	3.2	Ping An Insurance	3.7
Shandong Weigao Medical Polymer 'H'	3.5	Asia Cement (China)	2.9	Industrial and Commercial Bank of China 'H'	3.6
Autohome	2.9	Mintn	2.9	Baidu ADR	3.1
Asia Cement (China)	2.9	Autohome	2.5	Bank of China	2.5
Mintn	2.9	CK Hutchison	2.5	CNOOC	2.1
Sinopharm Co. H Shares	2.8	Sinopharm Co. H Shares	2.4	China Petroleum & Chemical 'H'	1.5
Ctrip ADR	2.7	Sino Biopharmaceutical	2.2	China Life Insurance	1.4
Sino Biopharmaceutical	2.6	YY	2.1	JD.com	1.4

Geographical weightings of the fund in %*



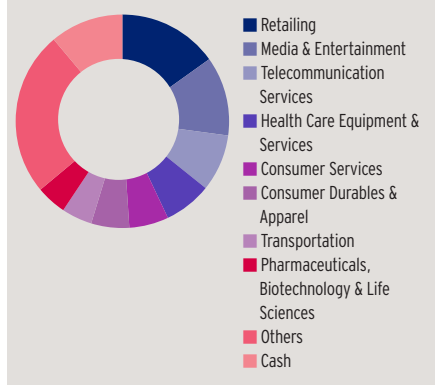
Geographical weightings*

in %	Fund	Index
China	77.2	98.1
Hong Kong	10.2	1.8
Taiwan	1.5	0.0
Singapore	0.0	0.1
Cash	11.1	0.0

Sector weightings*

in %	Fund	Index
Retailing	15.1	12.5
Media & Entertainment	12.0	15.2
Telecommunication	8.6	6.2
Services	7.2	0.8
Health Care Equipment & Services	6.0	3.1
Consumer Services	5.8	1.5
Consumer Durables & Apparel	4.6	1.4
Transportation	4.6	2.5
Pharmaceuticals, Biotechnology & Life Sciences	24.9	56.9
Others	11.1	0.0
Cash	11.1	0.0

Sector weightings of the fund in %*



Financial characteristics*

Average weighted market capitalisation	EUR 73.74 bn
Median market capitalisation	EUR 3.52 bn

3 year characteristics**

Alpha	4.73
Beta	0.75
Correlation	0.83
Information ratio	0.10
Sharpe ratio	1.32
Tracking error in %	8.37
Volatility in %	13.42

For detailed information about the 3 year characteristics please see <http://assets.invescohub.com/invesco-eu/glossary.pdf>.

NAV and fees

Current NAV	EUR 25.35
12 month price high	EUR 27.44 (15/06/2018)
12 month price low	EUR 21.49 (03/01/2019)
Minimum investment ¹	EUR 500
Entry charge	Up to 3.00%
Annual management fee	2.25%
Ongoing charges ²	2.66%

Source: *Invesco. Portfolio weightings and allocations are subject to change. The weightings for each breakdown are rounded to the nearest tenth or hundredth of a percent; therefore, the aggregate weights for each breakdown may not equal 100%. **Morningstar. The top 10 overweight and underweight positions represent the largest weighting differences between the fund and the index.

Invesco China Focus Equity Fund

E-Acc Shares

28 February 2019

Risk Warnings

The value of investments and any income will fluctuate (this may partly be the result of exchange rate fluctuations) and investors may not get back the full amount invested. As a large portion of the fund is invested in less developed countries, you should be prepared to accept significantly large fluctuations in the value of the fund. As this fund is invested in a particular country, you should be prepared to accept greater fluctuations in the value of the fund than for a fund with a broader investment mandate. The fund may invest in certain securities listed in China which can involve significant regulatory constraints that may affect the liquidity and/or the investment performance of the fund. The fund invests in a limited number of holdings and is less diversified. This may result in large fluctuations in the value of the fund.

Important Information

¹The minimum investment amounts are: EUR 500 / USD 650 / GBP 400 / CHF 650 / SEK 4,500. Please contact us or refer to the most up to date Prospectus for details of minimum investment amounts in other currencies.

²The ongoing charges figure is based on annualised expenses for the period ending August 2018. This figure may vary from year to year. It excludes portfolio transaction costs except in the case of an entry or exit charge paid by the Fund when buying or selling shares/units in another fund.

This marketing document is exclusively for use by Professional Clients and Financial Advisers in Continental Europe and Qualified Investors in Switzerland. This document is not for consumer use, please do not redistribute. For the purpose of the distribution of this document Continental Europe is defined as Switzerland, Spain, France, Italy, Luxembourg, Netherlands, Portugal. Data as at 28 February 2019, unless otherwise stated. This document is marketing material and is not intended as a recommendation to invest in any particular asset class, security or strategy. Regulatory requirements that require impartiality of investment/investment strategy recommendations are therefore not applicable nor are any prohibitions to trade before publication. The information provided is for illustrative purposes only, it should not be relied upon as recommendations to buy or sell securities. By accepting this document, you consent to communicate with us in English, unless you inform us otherwise.

Past performance is not a guide to future returns. Where individuals or the business have expressed opinions, they are based on current market conditions, they may differ from those of other investment professionals and are subject to change without notice and are not to be construed as investment advice. This marketing document is not an invitation to subscribe for shares in the fund and is by way of information only, it should not be considered financial advice. This does not constitute an offer or solicitation by anyone in any jurisdiction in which such an offer is not authorised or to any person to whom it is unlawful to make such an offer or solicitation. Persons interested in acquiring the fund should inform themselves as to (i) the legal requirements in the countries of their nationality, residence, ordinary residence or domicile; (ii) any foreign exchange controls and (iii) any relevant tax consequences. As with all investments, there are associated risks. This document is by way of information only. Asset management services are provided by Invesco in accordance with appropriate local legislation and regulations. The fund is available only in jurisdictions where its promotion and sale is permitted. Not all share classes of this fund may be available for public sale in all jurisdictions and not all share classes are the same nor do they necessarily suit every investor. Fee structure and minimum investment levels may vary dependent on share class chosen. Please check the most recent version of the fund prospectus in relation to the criteria for the individual share classes and contact your local Invesco office for full details of the fund registration status in your jurisdiction. Forecasts are not reliable indicators of future performance. For more information on our funds, please refer to the most up to date relevant fund and share class-specific Key Investor Information Documents, the latest Annual or Interim Reports and the latest Prospectus, and constituent documents. This information is available in English using the contact details of the issuer and is without charge. Further information on our products is available using the contact details shown. Subscriptions of shares are only accepted on the basis of the most up to date legal offering documents. The legal offering documents (fund & share class specific Key Investor Information Document, prospectus, annual and semi-annual reports, articles and trustee deed) are available free of charge with your local Invesco representative or on our website www.invescoeurope.com.

© 2019 Morningstar. All rights reserved. The information contained herein: (1) is proprietary to Morningstar and/or its content providers; (2) may not be copied or distributed; and (3) is not warranted to be accurate, complete or timely. Neither Morningstar nor its content providers are responsible for any damages or losses arising from any use of this information.

Invesco China Focus Equity Fund

E-Acc Shares

28 February 2019

Important Information

Additional information for France: Issued in France by Invesco Asset Management S.A., 16-18 rue de Londres, 75009 Paris, France.

Additional information for Italy: Issued in Italy by Invesco Asset Management S.A, Sede Secondaria, Via Bocchetto 6, 20123 Milan, Italy.

Additional information for Luxembourg: Issued in Luxembourg by Invesco Asset Management SA, 16-18 rue de Londres, 75009 Paris, France.

Additional information for Netherlands: Issued in Netherlands by Invesco Asset Management S.A. Dutch Branch, Vinoly Building, Claude Debussylaan 26, 1082 MD Amsterdam, The Netherlands, www.invesco.nl.

Additional information for Portugal: Issued in Portugal by Invesco Asset Management S.A., 16-18 rue de Londres, 75009 Paris, France.

Additional information for Spain: Issued in Spain by Invesco Asset Management S.A., Sucursal en España, C/ Goya 6 - 3º, 28001 Madrid, Spain.

Additional information for Switzerland: Issued in Switzerland by Invesco Asset Management (Schweiz) AG, Talacker 34, CH-8001 Zurich, who acts as representative for the funds distributed in Switzerland. Paying agent for the funds distributed in Switzerland: BNP PARIBAS SECURITIES SERVICES, Paris, succursale de Zurich, Selnaustrasse 16, CH-8002 Zurich. The legal offering documents are available free of charge at our website and local language from the issuer of this document. The fund is domiciled in Luxembourg.