



# Invesco Emerging Europe Equity Fund E-Acc Shares

31 December 2016

**This marketing document is exclusively for use by Qualified Investors in Switzerland and Professional Clients in Continental European countries where this specific fund's share class is registered for sale. This document is not for consumer use, please do not redistribute.**

## Summary of fund objective

The Fund aims to achieve long-term capital growth from investment of at least 70% of its total assets in equity and equity related securities of companies in emerging European markets. For the full objectives and investment policy please consult the current prospectus.

## Key facts



Nicholas Mason  
Henley -on- Thames  
Managed fund since  
October 2013

**Share class launch**  
14 August 2000

**Original fund launch**  
02 January 1991

**Legal status**  
Luxembourg SICAV with UCITS status

**Share class currency**  
EUR

**Share class type**  
Accumulation

**Fund size**  
USD 24.18 mn

**Reference index**  
MSCI EM Eastern Europe Index-ND

**Bloomberg code**  
INVPGE LX

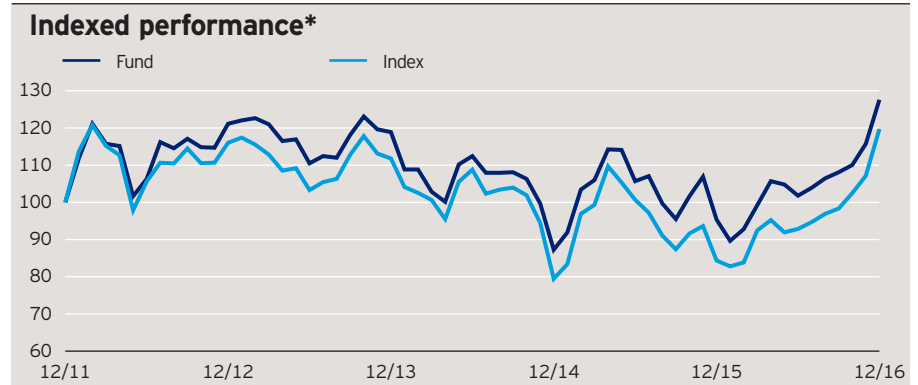
**ISIN code**  
LU0115139486

**Settlement date**  
Trade Date + 3 Days

**Morningstar Rating™**  
★★★★

## Quarterly fund commentary

It was a positive quarter for emerging European equity markets. Russia led the advance, drawing benefit from higher oil and gas prices. Sentiment towards Russia was also enhanced by a belief that relations between the country and the US are set to improve in 2017 following Trump's presidential election victory. Russia's inflation rate continued its downward trend in December with the annual CPI rate falling to 5.8%. While not enough to trigger any change in monetary policy, Russia's central bank said it would consider an opportunity to cut interest rates during the first half of 2017. The central bank also expects to see the economy return to growth next year. The fund is positioned to benefit from long-term growth opportunities in a region that we believe is undervalued by the market due to geopolitical tensions. The fund invests in Russia, Poland and other countries across the region. We seek to hold stakes in companies that we believe are well-run and have market positions that should allow them to deliver a high level of return on invested capital. The fund's diversified approach is reflected in sector positioning, which is spread across a broad variety of industries.



## Cumulative performance\*

in %	YTD	1 month	1 year	3 years	5 years
Fund	33.81	10.23	33.81	7.31	27.59
Index	41.92	11.73	41.92	7.08	19.73

## Calendar year performance\*

in %	2012	2013	2014	2015	2016
Fund	21.14	-1.86	-26.61	9.28	33.81
Index	16.03	-3.64	-28.93	6.17	41.92

## Standardised rolling 12 month performance\*\*

in %	31.12.11	31.12.12	31.12.13	31.12.14	31.12.15
Fund	21.14	-1.86	-26.61	9.28	33.81

The standardised past performance information is updated on a quarterly basis. Should you require up-to-date past performance information this is available on our website [www.invescoeurope.com](http://www.invescoeurope.com) or by contacting us.

**Past performance is not a guide to future returns. The performance shown does not take account of the commissions and costs incurred on the issue and redemption of units.**

\*Source: © 2016 Morningstar. Mid to mid, gross income re-invested to 31 December 2016 unless otherwise stated. The figures do not reflect the entry charge payable by individual investors. \*\*Mid to mid, gross income re-invested to 31 December 2016. All performance data on this factsheet is in the currency of the share class. Reference Index Source: Factset.

# Invesco Emerging Europe Equity Fund

## E-Acc Shares

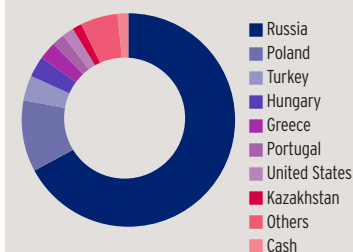
31 December 2016

### Issuers and active weights\*

(total holdings: 41)

Top 10 issuers	%	Top 10 positive	+	Top 10 negative	-
LUKOIL PJSC	9.3	KRUK SA	3.3	Gazprom PJSC	6.8
Sberbank of Russia PJSC	9.0	Gazprom Neft PJSC	2.5	Sberbank of Russia PJSC	3.7
Novatek PJSC	6.5	X5 Retail Group NV	2.4	Magnit PJSC	3.4
Gazprom PJSC	5.5	Moscow Exchange MICEX-RTS PJSC	2.2	Surgutneftegas OJSC	3.0
MMC Norilsk Nickel PJSC	5.3	Jeronimo Martins SGPS SA	1.9	Polski Koncern Naftowy ORLEN SA	2.7
Rosneft Oil Co PJSC	4.4	Warsaw Stock Exchange	1.8	VTB Bank PJSC	2.6
Powszechny Zaklad Ubezpieczen SA	3.5	Luxoft Holding Inc	1.8	Powszechna Kasa Oszczednosci	2.4
KRUK SA	3.3	Novatek PJSC	1.6	Bank Polski SA	
Moscow Exchange MICEX-RTS PJSC	3.3	Powszechny Zaklad Ubezpieczen SA	1.6	Transneft PJSC	2.1
Tatneft PJSC	3.2	MMC Norilsk Nickel PJSC	1.6	Bank Pekao SA	2.0
				Severstal PJSC	1.3

### Geographical weightings of the fund in %\*



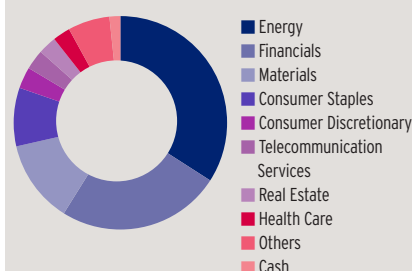
### Geographical weightings\*

in %	Fund	Index
Russia	67.1	73.3
Poland	10.8	18.6
Turkey	3.8	0.0
Hungary	3.2	5.1
Greece	2.7	0.0
Portugal	1.9	0.0
United States	1.8	0.0
Kazakhstan	1.4	0.0
Others	5.6	3.0
Cash	1.6	0.0

### Sector weightings\*

in %	Fund	Index
Energy	34.1	44.5
Financials	24.8	29.6
Materials	12.6	9.6
Consumer Staples	8.9	5.9
Consumer Discretionary	3.2	1.7
Telecommunication	3.0	3.6
Services		
Real Estate	2.8	0.0
Health Care	2.6	1.2
Others	6.3	3.8
Cash	1.6	0.0

### Sector weightings of the fund in %\*



### Financial characteristics\*

Average weighted market capitalisation	EUR 22.94 bn
Median market capitalisation	EUR 3.75 bn

### 3 year characteristics\*\*

Alpha	0.39
Beta	0.86
Correlation	0.94
Information ratio	0.01
Sharpe ratio	-0.31
Tracking error in %	8.24
Volatility in %	20.90

For detailed information about the 3 year characteristics please see <http://www.invescoeuropa.com/CE/Glossary.pdf>.

### NAV and fees

#### Current NAV

EUR 8.51

#### 12 month price high

EUR 8.61 (21/12/2016)

#### 12 month price low

EUR 5.29 (21/01/2016)

#### Minimum investment <sup>1</sup>

EUR 500

#### Entry charge

Up to 3.00%

#### Annual management fee

2.25%

#### Ongoing charges

3.06% (31/08/2015)

---

# Invesco Emerging Europe Equity Fund

## E-Acc Shares

31 December 2016

---

### Risk Warnings

The value of investments and any income will fluctuate (this may partly be the result of exchange rate fluctuations) and investors may not get back the full amount invested. The Fund may invest directly in Russia, which can involve significant risks to capital. As a large portion of the fund is invested in less developed countries, you should be prepared to accept significantly large fluctuations of the value of the fund. The fund invests in a limited number of holdings and is less diversified, and therefore this may result in large fluctuations of the value of the fund. The risks described herein are the fund specific material risks. For more information please consult the current fund and share class specific Key Investor Information Document (KIID) and for a complete set of risks the current prospectus.

---

### Important Information

<sup>1</sup>The minimum investment amounts are: EUR 500 / USD 650 / GBP 400 / CHF 650 / SEK 4,500.  
Please contact us or refer to the most up to date Prospectus for details of minimum investment amounts in other currencies.

**This share class may not be registered in all countries and dissemination is subject to prior verification of registration status.**

**This marketing document is exclusively for use by Professional Clients and Financial Advisers in Continental Europe and Qualified Investors in Switzerland. This document is not for consumer use, please do not redistribute. Data as at 31 December 2016, unless otherwise stated. This marketing document is not subject to regulatory requirements that ensure impartiality of investment recommendations and investment strategy recommendations. Therefore, the prohibition of trading before the release of investment recommendations and investment strategy recommendations does not apply.**

Past performance is not a guide to future returns. Where Invesco has expressed views and opinions, these may change. If investors are unsure if this product is suitable for them, they should seek advice from a financial adviser. The distribution and the offering of the fund or its share classes in certain jurisdictions may be restricted by law. Persons into whose possession this document may come are required to inform themselves about and to comply with any relevant restrictions. This does not constitute an offer or solicitation by anyone in any jurisdiction in which such an offer is not authorised or to any person to whom it is unlawful to make such an offer or solicitation. Persons interested in acquiring the fund should inform themselves as to (i) the legal requirements in the countries of their nationality, residence, ordinary residence or domicile; (ii) any foreign exchange controls and (iii) any relevant tax consequences. As with all investments, there are associated risks. This document is by way of information only. Asset management services are provided by Invesco in accordance with appropriate local legislation and regulations. The fund is available only in jurisdictions where its promotion and sale is permitted. Forecasts are not reliable indicators of future performance. The forecasts and market outlook presented in this material reflect subjective judgments and assumptions of the investment manager or its delegate and unexpected events may occur. There can be no assurance that developments will transpire as forecasted in this presentation. Where securities are mentioned in this document they do not necessarily represent a specific portfolio holding and do not constitute a recommendation to purchase, hold or sell. The ongoing charges figure is based on annualised expenses for the period ending 31/08/2015. This figure may vary from year to year. It excludes portfolio transaction costs except in the case of an entry or exit charge paid by the Fund when buying or selling shares/units in another fund. Subscriptions of shares are only accepted on the basis of the most up to date legal offering documents. The legal offering documents (fund & share class specific Key Investor Information Document, prospectus, annual and semi-annual reports, articles and trustee deed) are available free of charge with your local Invesco representative or on our website [www.invescoeurope.com](http://www.invescoeurope.com).

© 2016 Morningstar. All rights reserved. The information contained herein: (1) is proprietary to Morningstar and/or its content providers; (2) may not be copied or distributed; and (3) is not warranted to be accurate, complete or timely. Neither Morningstar nor its content providers are responsible for any damages or losses arising from any use of this information.

**Additional information for Switzerland:** This document is issued in Switzerland by Invesco Asset Management (Schweiz) AG. The legal offering documents are available free of charge from the issuer of this document: Invesco Asset Management (Schweiz) AG, Talacker 34, CH-8001 Zürich, who acts as representative for the funds distributed in Switzerland. Paying agent for the funds distributed in Switzerland: BNP PARIBAS SECURITIES SERVICES, Paris, succursale de Zurich, Selnaustrasse 16; CH - 8002 Zürich. The fund is domiciled in Luxembourg.