

# Invesco Emerging Europe Equity Fund C-Acc Shares

31 December 2015

**This marketing document is exclusively for use by Qualified Investors in Switzerland and Professional Clients in Continental European countries where this specific fund's share class is registered for sale. This document is not for consumer use, please do not redistribute.**

## Summary of fund objective

The Fund aims to achieve long-term capital growth from investment of at least 70% of its total assets in equity and equity related securities of companies in emerging European markets. For the full objectives and investment policy please consult the current prospectus. **Name changed from Invesco Emerging Markets Select Equity Fund on 31/07/08. The fund objective also changed.**

## Key facts



Nicholas Mason  
Henley-on-Thames  
Managed fund since  
October 2013

**Share class launch**  
02 January 1991

**Original fund launch <sup>1</sup>**  
02 January 1991

**Legal status**  
Luxembourg SICAV with UCITS status

**Share class currency**  
USD

**Share class type**  
Accumulation

**Fund size**  
USD 16.98 mn

**Reference index**  
MSCI EM Eastern Europe Index-ND

**Bloomberg code**  
INVPGEC LX

**ISIN code**  
LU0100598522

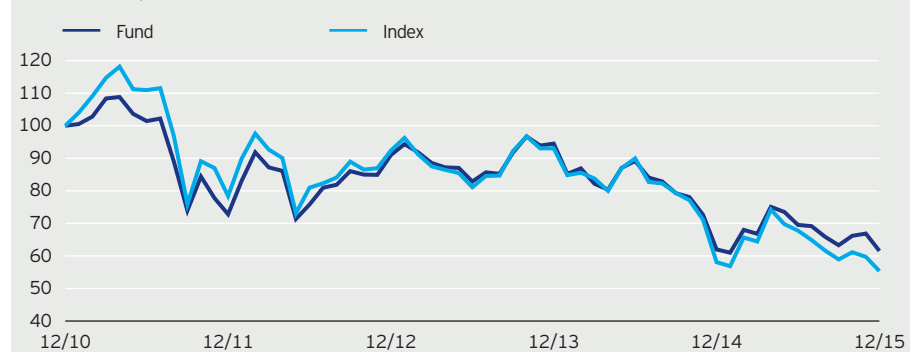
**Settlement date**  
Trade Date + 3 Days

**Morningstar Rating™**  
★★★★

## Quarterly fund commentary

Emerging European equity markets showed early promise but failed to hold onto early gains, ending the year in negative territory. Country performance during the quarter was varied with Poland and Czech Republic being the main laggards. The Polish equity market was unnerved by concerns about possible changes in economic policy from the new government. Equity weakness was less pronounced in Russia despite lower oil prices and increased tension between Moscow and Turkey following the shooting down of a Russian warplane in November. In economic news, positive readings from forward-looking sentiment indicators suggested that the worst of the recession in Russia may now be over. The fund is positioned to benefit from long-term growth opportunities in a region that we believe is undervalued by the market due to geopolitical tensions. The fund invests in Russia, Poland and a range of other countries across the region. We seek to hold stakes in companies that we believe are well-run and have market position that should allow them to deliver a high level of return on invested capital. The fund's diversified approach is reflected in sector positioning, which is spread across a broad variety of industries.

## Indexed performance\*



## Cumulative performance\*

in %	YTD	1 month	1 year	3 years	5 years
Fund	-0.74	-7.97	-0.74	-32.38	-38.46
Index	-4.69	-7.31	-4.69	-40.09	-44.64

## Calendar year performance\*

in %	2011	2012	2013	2014	2015
Fund	-27.19	25.00	3.85	-34.41	-0.74
Index	-21.58	17.84	0.72	-37.59	-4.69

## Standardised rolling 12 month performance\*\*

in %	31.12.10	31.12.11	31.12.12	31.12.13	31.12.14	31.12.15
Fund	-27.19	25.00	3.85	-34.41	-0.74	-0.74

The standardised past performance information is updated on a quarterly basis. Should you require up-to-date past performance information this is available on our website [www.invescoeurope.com](http://www.invescoeurope.com) or by contacting us.

**Past performance is not a guide to future returns. The performance shown does not take account of the commissions and costs incurred on the issue and redemption of units.**

\* (Source: © 2015 Morningstar) Mid to mid, gross income re-invested to 31 December 2015 unless otherwise stated. The figures do not reflect the entry charge payable by individual investors. \*\*Mid to mid, gross income re-invested to 31 December 2015. All performance data on this factsheet is in the currency of the share class. Reference Index Source: Factset.

# Invesco Emerging Europe Equity Fund

## C-Acc Shares

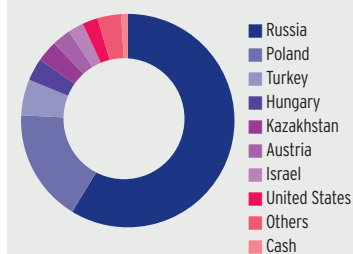
31 December 2015

### Issuers and active weights\*

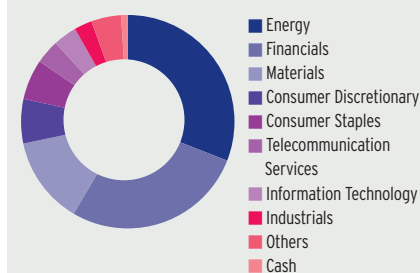
(total holdings: 33)

Top 10 issuers	%	Top 10 positive	+	Top 10 negative	-
Lukoil PJSC	8.8	KRUK SA	4.3	Gazprom PAO	7.2
Sberbank of Russia PJSC	6.7	PhosAgro OAO	3.7	Powszechna Kasa Oszczednosci	3.4
Novatek OAO	6.6	Turkiye Sinai Kalkinma Bankasi AS	2.9	Bank Polski SA	
MMC Norilsk Nickel PJSC	6.0	DO & CO AG	2.8	VTB Bank PJSC	3.2
Gazprom PAO	5.2	Turk Tuborg Bira ve Malt Sanayii AS	2.5	Polski Koncern Naftowy Orlen SA	3.1
Powszechny Zaklad Ubezpieczen SA	4.5	Novatek OAO	2.4	Bank Pekao SA	2.7
KRUK SA	4.3	Polenergia SA	2.4	AK Transneft OAO	2.3
PhosAgro OAO	3.7	Frutarom Industries Ltd	2.4	Magnit PJSC	2.3
Magnit PJSC	3.6	Luxoft Holding Inc	2.3	Sberbank of Russia PJSC	1.7
OTP Bank PLC	3.4	Moscow Exchange MICEX-RTS PJSC	2.1	Komercni banka as	1.7
				CEZ AS	1.6

### Geographical weightings of the fund in %\*



### Sector weightings of the fund in %\*



### Geographical weightings\*

in %	Fund	Index
Russia	58.7	66.2
Poland	17.1	25.0
Turkey	5.5	0.0
Hungary	3.4	5.1
Kazakhstan	3.3	0.0
Austria	2.8	0.0
Israel	2.4	0.0
United States	2.3	0.0
Others	3.6	3.7
Cash	1.0	0.0

### Sector weightings\*

in %	Fund	Index
Energy	30.9	43.9
Financials	27.5	28.9
Materials	13.3	7.9
Consumer Discretionary	6.7	2.0
Consumer Staples	6.1	6.5
Telecommunication	3.6	4.5
Services		
Information Technology	3.6	0.0
Industrials	2.7	0.0
Others	4.5	6.4
Cash	1.0	0.0

### Financial characteristics\*

Average weighted market capitalisation	USD 13.64 bn
Median market capitalisation	USD 4.56 bn

### 3 year characteristics\*\*

Alpha	0.85
Beta	0.83
Correlation	0.96
Information ratio	0.63
Sharpe ratio	-0.63
Tracking error in %	6.55
Volatility in %	19.56

For detailed information about the 3 year characteristics please see <http://www.invescoeuropa.com/CE/Glossary.pdf>.

### NAV and fees

#### Current NAV

USD 8.08

#### 12 month price high

USD 10.21 (18/05/2015)

#### 12 month price low

USD 7.84 (06/01/2015)

#### Minimum investment <sup>2</sup>

USD 1,000,000

#### Entry charge

Up to 5.00%

#### Annual management fee

1.0%

#### Ongoing charges

1.81% (31/08/2015)

---

# Invesco Emerging Europe Equity Fund

## C-Acc Shares

31 December 2015

---

### Risk Warnings

The value of investments and any income will fluctuate (this may partly be the result of exchange rate fluctuations) and investors may not get back the full amount invested. The Fund may invest directly in Russia, which can involve significant risks to capital. As a large portion of the fund is invested in less developed countries, you should be prepared to accept significantly large fluctuations of the value of the fund. The fund invests in a limited number of holdings and is less diversified, and therefore this may result in large fluctuations of the value of the fund. The risks described herein are the fund specific material risks. For more information please consult the current fund and share class specific Key Investor Information Document (KIID) and for a complete set of risks the current prospectus.

---

### Important Information

<sup>1</sup>The original fund launch date in this factsheet is identical with the fund launch date on the KIID.

<sup>2</sup>The minimum investment amounts are: USD 1,000,000 / EUR 800,000 / GBP 600,000 / CHF 1,000,000 / SEK 7,000,000. Please contact us or refer to the most up to date Prospectus for details of minimum investment amounts in other currencies.

**This share class may not be registered in all countries and dissemination is subject to prior verification of registration status.**

**This marketing document is exclusively for use by Professional Clients and Financial Advisers in Continental Europe and Qualified Investors in Switzerland. This document is not for consumer use, please do not redistribute. Data as at 31 December 2015, unless otherwise stated. It is not subject to German regulatory requirements that ensure impartiality of financial analysis. Therefore, the prohibition of trading before the release of financial analysis does not apply.**

Past performance is not a guide to future returns. Where Invesco has expressed views and opinions, these may change. If investors are unsure if this product is suitable for them, they should seek advice from a financial adviser. **The 12 month high/low price figure calculation is taking the complete last 12 months into account including non-pricing days. The first day of the calculation period might be a non-pricing day with the highest or lowest valid price in the last 12 months. On non-pricing days, the price of the previous pricing-day is utilised to calculate the 12 month high/low price figure.** The distribution and the offering of the fund or its share classes in certain jurisdictions may be restricted by law. Persons into whose possession this document may come are required to inform themselves about and to comply with any relevant restrictions. This does not constitute an offer or solicitation by anyone in any jurisdiction in which such an offer is not authorised or to any person to whom it is unlawful to make such an offer or solicitation. Persons interested in acquiring the fund should inform themselves as to (i) the legal requirements in the countries of their nationality, residence, ordinary residence or domicile; (ii) any foreign exchange controls and (iii) any relevant tax consequences. As with all investments, there are associated risks. This document is by way of information only. Asset management services are provided by Invesco in accordance with appropriate local legislation and regulations. The fund is available only in jurisdictions where its promotion and sale is permitted. Forecasts are not reliable indicators of future performance. The forecasts and market outlook presented in this material reflect subjective judgments and assumptions of the investment manager or its delegate and unexpected events may occur. There can be no assurance that developments will transpire as forecasted in this presentation. Where securities are mentioned in this document they do not necessarily represent a specific portfolio holding and do not constitute a recommendation to purchase, hold or sell. The ongoing charges figure is based on annualised expenses for the period ending 31/08/2015. This figure may vary from year to year. It excludes portfolio transaction costs except in the case of an entry or exit charge paid by the Fund when buying or selling shares/units in another fund. Please refer to the most up to date relevant fund and share class-specific Key Investor Information Document for more information on our funds. Further information on our products is available using the contact details shown. This document is issued in Germany by Invesco Asset Management Deutschland GmbH. This document is issued in Austria by Invesco Asset Management Österreich GmbH and in Switzerland by Invesco Asset Management (Schweiz) AG. Subscriptions of shares are only accepted on the basis of the most up to date legal offering documents. The legal offering documents (fund & share class specific Key Investor Information Document, prospectus, annual and semi-annual reports, articles and trustee deed) are available free of charge from the issuers: Invesco Asset Management Deutschland GmbH, An der Welle 5, D - 60322 Frankfurt am Main; Invesco Asset Management Österreich GmbH, Rotenturmstrasse 16 - 18, A - 1010 Vienna as well as at Erste Bank der oesterreichischen Sparkassen AG, Graben 21, A-1010 Vienna acting as paying agent for funds registered for sale in Austria and Invesco Asset Management (Schweiz) AG, Talacker 34, CH-8001 Zürich, who acts as representative for the funds distributed in Switzerland. Paying agent for the funds distributed in Switzerland: BNP PARIBAS SECURITIES SERVICES, Paris, succursale de Zurich, Selnaustrasse 16; CH - 8002 Zürich. The fund is domiciled in Luxembourg.

© 2015 Morningstar. All rights reserved. The information contained herein: (1) is proprietary to Morningstar and/or its content providers; (2) may not be copied or distributed; and (3) is not warranted to be accurate, complete or timely. Neither Morningstar nor its content providers are responsible for any damages or losses arising from any use of this information.