

Summary of fund objective

The Fund aims to achieve a positive total return in all market conditions over a rolling 3 year period. The Fund targets a gross return of 5% p.a. above 3 month EURIBOR (or an equivalent reference rate) and aims to achieve this with less than half the volatility of global equities, over the same rolling 3 year period. There is no guarantee that the Fund will achieve a positive return or its volatility target. For the full objectives and investment policy please consult the current prospectus.

Key facts



Dave Jubb, David Millar, Richard Batty
Henley on Thames
Managed fund since December 2013

Share class launch

23 July 2014

Original fund launch

18 December 2013

Legal status

Luxembourg SICAV with UCITS status

Share class currency

JPY

Share class type

Accumulation

Fund size

EUR 5.61 bn

Ongoing charges

1.07% (29/02/2016)

ISIN code

LU1075209459

Current NAV

JPY 1,071.00

12 month price high

JPY 1,081.00 (08/09/2016)

12 month price low

JPY 1,038.00 (10/02/2016)

Minimum investment ¹

JPY 80,000,000

Entry charge

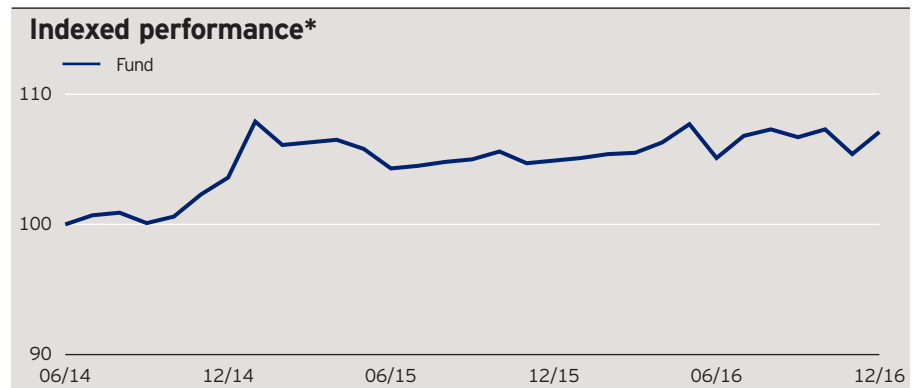
Up to 5.00%

Annual management fee

0.9%

Quarterly fund commentary

The quarter opened with the biggest sell-off in bonds since the taper tantrum of 2013 as data showed hints of accelerating inflation and economic growth. However, the US presidential election soon took centre stage and kept a lid on market optimism as the result remained in question. Donald Trump's victory provided the second political shock of the year and added impetus to already buoyant equity markets. The government bond sell-off continued and equities soared to new highs in the US and the UK. Divergent monetary policy moved the US dollar higher, most markedly against the euro, and commodities continued to strengthen. Our portfolio remained relatively stable. We added a new inflation idea reflecting a belief that inflation expectations in the US will pick up relative to those in the UK. We closed our consumer staples versus discretionary equity idea in the US, the idea was already under review as it was approaching our return target and had been useful in falling markets previously, however, performance reversed sharply following the Trump victory and we did not believe it would offer the same diversification going forward. We also closed our idea preferring the Norwegian krone to the British pound, which had performed well year-to-date thanks to the recovery in the oil price and Brexit-related sterling weakness.



Cumulative performance*

in %	YTD	1 month	1 year	3 years	Since inception
Fund	2.10	1.61	2.10	-	7.10

Calendar year performance*

in %	2012	2013	2014	2015	2016
Fund	-	-	-	1.25	2.10

Standardised rolling 12 month performance**

in %	31.12.11	31.12.12	31.12.13	31.12.14	31.12.15
in %	31.12.12	31.12.13	31.12.14	31.12.15	31.12.16
Fund	-	-	-	1.25	2.10

The standardised rolling 12 month performance information is updated on a quarterly basis beginning one year after the share class launch. As the share class was launched on 23 July 2014, data is not available for the complete period covered by the table. Should you require up-to-date past performance information this is available on our website www.invescoeuropa.com or by contacting us.

Past performance is not a guide to future returns. The performance shown does not take account of the commissions and costs incurred on the issue and redemption of units.

The holdings date for risk purposes may be moved by one business day to the closest day that is not distorted by fund flows or trading and may therefore differ from the date used for showing performance or other fund data.

Invesco Global Targeted Returns Fund C (JPY Hgd)-Acc Shares

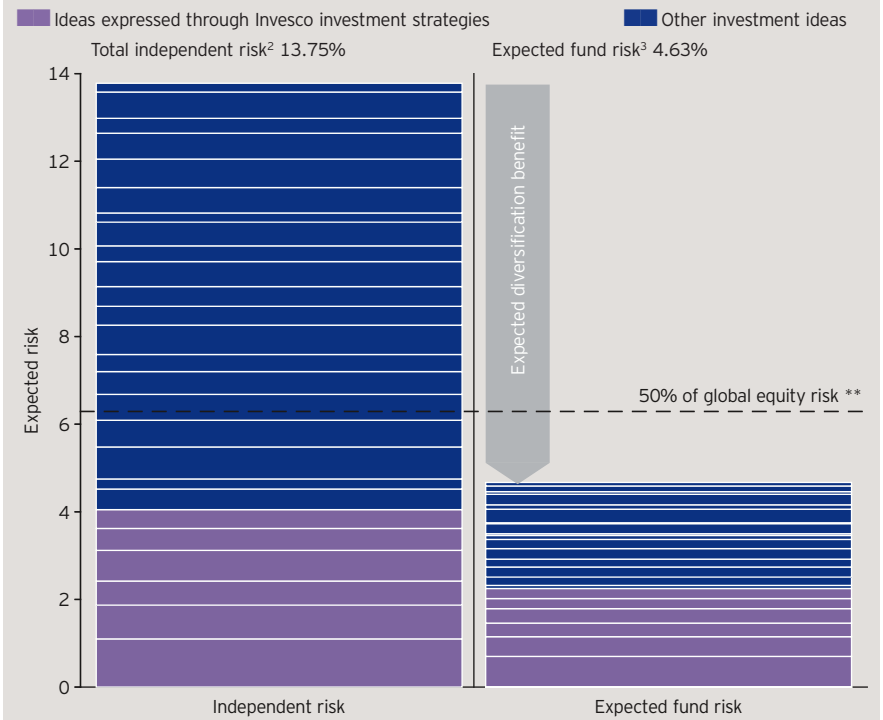
31 December 2016

Independent risk² per idea*

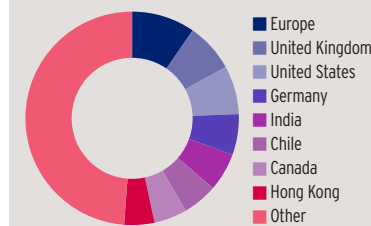
Commodity - Commodity Carry	0.47
Credit - European Curve Flatteners	0.23
Credit - Selective Credit	0.50
Credit - US High Yield	0.43
Currency - Chilean Peso vs Aus and NZ Dollars	0.73
Currency - Indian Rupee vs Chinese Renminbi	0.61
Currency - Japanese Yen vs Korean Won	0.59
Currency - Russian Ruble vs Canadian Dollar	0.52
Currency - US Dollar vs Canadian Dollar	0.39
Currency - US Dollar vs Euro	0.67
Equity - European Divergence	1.10
Equity - Global	0.77
Equity - Japan	0.43
Equity - Selective Asia Exposure	0.55
Equity - UK	0.70
Equity - US Large Cap vs Small Cap	0.45
Inflation - US vs UK	0.57
Interest Rates - Australia vs US	0.36
Interest Rates - European Curve Steepener	0.54
Interest Rates - Japanese Curve Steepener	0.21
Interest Rates - Selective EM Debt	0.58
Interest Rates - Swap Spreads	0.65
Interest Rates - Sweden	0.59
Interest Rates - Yield Compression	0.34
Volatility - Asian Equities vs US Equities	0.60
Cash & Residual FX ⁴	0.17
Total independent risk	13.75

Expected fund risk³ 4.63

Expected diversification from combining ideas*



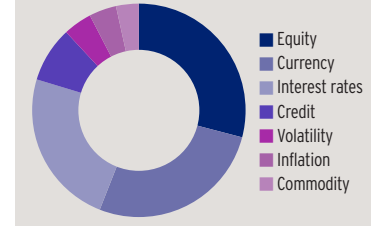
Independent risk² breakdown by region %*



Independent risk² breakdown by region %*

Europe	9.60
United Kingdom	7.42
United States	7.35
Germany	6.16
India	5.80
Chile	5.30
Canada	5.00
Hong Kong	4.57
Other	48.80

Independent risk² breakdown by asset type %*



Independent risk² breakdown by asset type %*

Equity	29.07
Currency	26.90
Interest rates	23.71
Credit	8.39
Volatility	4.34
Inflation	4.14
Commodity	3.45

Source: *Invesco. Portfolio weightings and allocations are subject to change. **Global equity risk is the expected volatility of the MSCI World index as measured by its standard deviation over the last three and a half years, 12.57%, on 31 December 2016.

Invesco Global Targeted Returns Fund C (JPY Hgd)-Acc Shares

31 December 2016

Risk Warnings

The value of investments and any income will fluctuate (this may partly be the result of exchange rate fluctuations) and investors may not get back the full amount invested. Debt instruments are exposed to credit risk which is the ability of the borrower to repay the interest and capital on the redemption date. The fund will invest in derivatives (complex instruments) which will be significantly leveraged resulting in large fluctuations in the value of the fund. The fund may hold debt instruments which are of lower credit quality and may result in large fluctuations of the value of the fund. The risks described herein are the fund specific material risks. For more information please consult the current fund and share class specific Key Investor Information Document (KIID) and for a complete set of risks the current prospectus.

Important Information

¹The minimum investment amounts are: USD 1,000,000 / EUR 800,000 / GBP 600,000 / CHF 1,000,000 / SEK 7,000,000. Please contact us or refer to the most up to date Prospectus for details of minimum investment amounts in other currencies.

²Total independent risk - the sum of the expected volatility of the individual ideas as measured by their standard deviation over the last three and a half years.

³Expected fund risk - the expected volatility of the fund as measured by the standard deviation of the current portfolio of ideas over the last three and a half years.

⁴Residual FX refers to risk arising from unhedged currency exposure rather than an individual investment idea.

This share class may not be registered in all countries and dissemination is subject to prior verification of registration status.

This marketing document is exclusively for use by Professional Clients and Financial Advisers in Continental Europe and Qualified Investors in Switzerland. This document is not for consumer use, please do not redistribute. Data as at 31 December 2016, unless otherwise stated. This marketing document is not subject to regulatory requirements that ensure impartiality of investment recommendations and investment strategy recommendations. Therefore, the prohibition of trading before the release of investment recommendations and investment strategy recommendations does not apply.

All fund portfolio figures within this leaflet are as at 31 December 2016 (Source: Invesco). Past performance is not a guide to future returns. Where Invesco has expressed views and opinions, these may change. If investors are unsure if this product is suitable for them, they should seek advice from a financial adviser. The distribution and the offering of the fund or its share classes in certain jurisdictions may be restricted by law. Persons into whose possession this document may come are required to inform themselves about and to comply with any relevant restrictions. This does not constitute an offer or solicitation by anyone in any jurisdiction in which such an offer is not authorised or to any person to whom it is unlawful to make such an offer or solicitation. Persons interested in acquiring the fund should inform themselves as to (i) the legal requirements in the countries of their nationality, residence, ordinary residence or domicile; (ii) any foreign exchange controls and (iii) any relevant tax consequences. As with all investments, there are associated risks. This document is by way of information only. Asset management services are provided by Invesco in accordance with appropriate local legislation and regulations. The fund is available only in jurisdictions where its promotion and sale is permitted. Forecasts are not reliable indicators of future performance. The forecasts and market outlook presented in this material reflect subjective judgments and assumptions of the investment manager or its delegate and unexpected events may occur. There can be no assurance that developments will transpire as forecasted in this presentation. Where securities are mentioned in this document they do not necessarily represent a specific portfolio holding and do not constitute a recommendation to purchase, hold or sell. The ongoing charges figure is based on annualised expenses for the period ending 29/02/2016. This figure may vary from year to year. It excludes portfolio transaction costs except in the case of an entry or exit charge paid by the Fund when buying or selling shares/units in another fund. Subscriptions of shares are only accepted on the basis of the most up to date legal offering documents. The legal offering documents (fund & share class specific Key Investor Information Document, prospectus, annual and semi-annual reports, articles and trustee deed) are available free of charge with your local Invesco representative or on our website www.invescoeurope.com.

© 2016 Morningstar. All rights reserved. The information contained herein: (1) is proprietary to Morningstar and/or its content providers; (2) may not be copied or distributed; and (3) is not warranted to be accurate, complete or timely. Neither Morningstar nor its content providers are responsible for any damages or losses arising from any use of this information.

Additional information for Switzerland: This document is issued in Switzerland by Invesco Asset Management (Schweiz) AG. The legal offering documents are available free of charge from the issuer of this document: Invesco Asset Management (Schweiz) AG, Talacker 34, CH-8001 Zürich, who acts as representative for the funds distributed in Switzerland. Paying agent for the funds distributed in Switzerland: BNP PARIBAS SECURITIES SERVICES, Paris, succursale de Zurich, Selnaustrasse 16; CH - 8002 Zürich. The fund is domiciled in Luxembourg.

Additional information for Financial Intermediaries in the United States: This material is intended for distributors, platforms, financial advisors and investment managers located in the United States in relation to their activities with offshore clients only. It must not be redistributed to end investors. This document is neither intended for US Persons, nor US residents. This fund must not be marketed on the US soil. This fund is registered for distribution in a limited number of countries, and should an activity create additional obligations (such as a local registration for sale or tax notification) for Invesco, you shall seek the prior formal approval of Invesco before undertaking such activity. Any marketing material you create on the fund for end investors shall also be expressly approved by Invesco. Issued in the US by Invesco Distributors, Inc., 11 Greenway Plaza, Suite 1000, Houston, Texas 77046. Invesco Distributors is the appointed US sub-distributor of the Invesco Funds, SICAV.