



# Invesco India Equity Fund

## A (HKD)-Acc Shares

31 December 2016

**This marketing document is exclusively for use by Qualified Investors in Switzerland and Professional Clients in Continental European countries where this specific fund's share class is registered for sale. This document is not for consumer use, please do not redistribute. This document may also be used by financial intermediaries in the United States as defined on page 3 of this document.**

### Summary of fund objective

The objective of the Fund is to achieve long-term capital growth by investing principally in equity or similar instruments of Indian companies. For the full objectives and investment policy please consult the current prospectus.

### Key facts



Shekhar Sambhshivan  
Hong Kong  
Managed fund since May 2006

**Share class launch**  
07 July 2011

**Original fund launch <sup>1</sup>**  
02 December 1994

**Legal status**  
Luxembourg SICAV with UCITS status

**Share class currency**  
HKD

**Share class type**  
Accumulation

**Fund size**  
USD 232.15 mn

**Reference index**  
MSCI India 10-40 NR USD

**Bloomberg code**  
ININACH LX

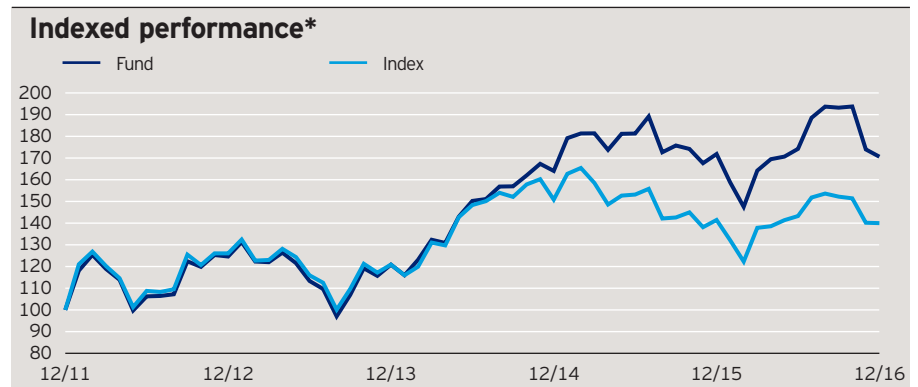
**ISIN code**  
LU0607522736

**Settlement date**  
Trade Date + 3 Days

**Morningstar Rating™**  
★★★★

### Quarterly fund commentary

India's equity market fell in Q4 as investors weighed the impact of the government's demonetisation efforts on near-term growth. The government's surprise decision to remove high denomination currency notes from circulation and replace them with new enhanced anti-counterfeit notes is expected to negatively impact the economy in the short-term. However in the long-term, it should be positive for growth as it raises the accountability of money in the financial system. As regards other developments elsewhere, the details of the goods and services tax bill is still being determined. Also, the Reserve Bank of India held rates steady in December after easing earlier in the quarter. On a sector basis, the largest declines were seen in the financial sector, after the demonetisation decision, and healthcare, on concerns over the results of US FDA inspections. Conversely, the only sector that gained in the past quarter was utilities. We continue to believe India is entering a period of sustainable high growth, supported by favourable demographics, increasing propensity to consume and improving corporate earnings. Our investment strategy remains focused on companies which possess superior business models, industry leadership, competitive advantages and reasonable valuations. In terms of fund positioning, we maintain a sector tilt toward the financials, industrials, materials and consumer sectors.



### Cumulative performance\*

in %	YTD	1 month	1 year	3 years	5 years
Fund	-0.72	-1.93	-0.72	41.17	70.61
Index	-1.03	-0.12	-1.03	15.82	40.00

### Calendar year performance\*

in %	2012	2013	2014	2015	2016
Fund	24.62	-3.02	35.75	4.75	-0.72
Index	26.05	-4.10	24.77	-6.21	-1.03

### Standardised rolling 12 month performance\*\*

in %	31.12.11	31.12.12	31.12.13	31.12.14	31.12.15
Fund	24.62	-3.02	35.75	4.75	-0.72

The standardised past performance information is updated on a quarterly basis. Should you require up-to-date past performance information this is available on our website [www.invescoeuropa.com](http://www.invescoeuropa.com) or by contacting us.

**Past performance is not a guide to future returns. The performance shown does not take account of the commissions and costs incurred on the issue and redemption of units.**

\*Source: © 2016 Morningstar. Mid to mid, gross income re-invested to 31 December 2016 unless otherwise stated. The figures do not reflect the entry charge payable by individual investors. \*\*Mid to mid, gross income re-invested to 31 December 2016. All performance data on this factsheet is in the currency of the share class. Reference Index Source: Factset.

# Invesco India Equity Fund

## A (HKD)-Acc Shares

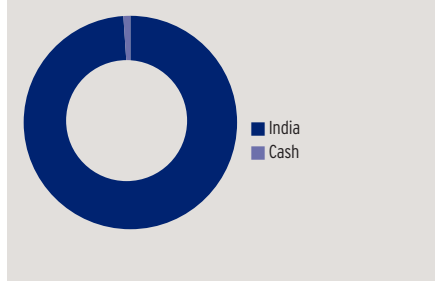
31 December 2016

### Holdings and active weights\*

(total holdings: 35)

Top 10 holdings	%	Top 10 positive	+	Top 10 negative	-
HDFC Bank	7.6	HDFC Bank	7.6	Housing Development Finance	2.7
Infosys	6.4	Indusind Bank	6.4	Infosys	6.4
Indusind Bank	6.4	Eicher Motors	5.9	ITC	1.8
Eicher Motors	5.9	Bajaj Finance	5.1	Ashok Leyland	0.5
Bharat Petroleum	5.6	Bharat Petroleum	5.6	Tata Motors	3.6
Bajaj Finance	5.1	Supreme Industries Ltd SI	3.4	Havells India Ltd HAVL	0.7
Maruti Suzuki India	4.6	Britannia Industries	3.3	Yes Bank Ltd YES	1.9
Tata Motors	3.6	Pidilite	2.9	Ultra Tech Cement	1.7
Supreme Industries Ltd SI	3.4	Cholamandalam Investment And Finance Co Ltd CIFIC	2.8	Zee Entertainment Enterprises	1.6
Britannia Industries	3.3	Marico	3.1	Max India Ltd MAXI	0.5

### Geographical weightings of the fund in %\*



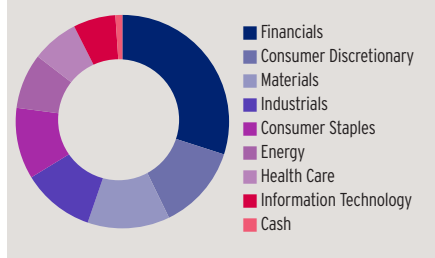
### Geographical weightings\*

in %	Fund	Index
India	99.0	100.0
Cash	1.1	0.0

### Sector weightings\*

in %	Fund	Index
Financials	30.0	20.9
Consumer Discretionary	12.8	13.4
Materials	12.5	7.8
Industrials	11.0	5.9
Consumer Staples	10.8	9.3
Energy	8.4	11.1
Health Care	7.1	9.6
Information Technology	6.4	17.3
Others	0.0	4.9
Cash	1.1	0.0

### Sector weightings of the fund in %\*



### Financial characteristics\*

Average weighted market capitalisation	HKD 103.41 bn
Median market capitalisation	HKD 34.56 bn

### NAV and fees

#### Current NAV

HKD 114.84

#### 12 month price high

HKD 134.08 (08/09/2016)

#### 12 month price low

HKD 98.02 (25/02/2016)

#### Minimum investment <sup>2</sup>

HKD 10,000

#### Entry charge

Up to 5.00%

#### Annual management fee

1.5%

#### Ongoing charges

2.15% (31/08/2015)

---

# Invesco India Equity Fund

## A (HKD)-Acc Shares

31 December 2016

---

### Risk Warnings

The value of investments and any income will fluctuate (this may partly be the result of exchange rate fluctuations) and investors may not get back the full amount invested. As a large portion of the fund is invested in less developed countries, you should be prepared to accept significantly large fluctuations of the value of the fund. As this fund is invested in a particular geographical region, you should be prepared to accept greater fluctuations of the value of the fund than for a fund with a broader investment mandate. The risks described herein are the fund specific material risks. For more information please consult the current fund and share class specific Key Investor Information Document (KIID) and for a complete set of risks the current prospectus.

---

### Important Information

<sup>1</sup>The Original Fund Launch date shown herein is different from the fund launch date shown in the KIID, as it indicates the launch date of a previous fund that was merged into the fund shown and therefore the track record starts with this previous fund. Further information can be found on our website: [www.invescoeuropa.com](http://www.invescoeuropa.com).

<sup>2</sup>The minimum investment amounts are: USD 1,500 / EUR 1,000 / GBP 1,000 / CHF 1,500 / SEK 10,000.

Please contact us or refer to the most up to date Prospectus for details of minimum investment amounts in other currencies.

**This share class may not be registered in all countries and dissemination is subject to prior verification of registration status.**

**This marketing document is exclusively for use by Professional Clients and Financial Advisers in Continental Europe and Qualified Investors in Switzerland. This document is not for consumer use, please do not redistribute. Data as at 31 December 2016, unless otherwise stated. This marketing document is not subject to regulatory requirements that ensure impartiality of investment recommendations and investment strategy recommendations. Therefore, the prohibition of trading before the release of investment recommendations and investment strategy recommendations does not apply.**

Past performance is not a guide to future returns. Where Invesco has expressed views and opinions, these may change. If investors are unsure if this product is suitable for them, they should seek advice from a financial adviser. The distribution and the offering of the fund or its share classes in certain jurisdictions may be restricted by law. Persons into whose possession this document may come are required to inform themselves about and to comply with any relevant restrictions. This does not constitute an offer or solicitation by anyone in any jurisdiction in which such an offer is not authorised or to any person to whom it is unlawful to make such an offer or solicitation. Persons interested in acquiring the fund should inform themselves as to (i) the legal requirements in the countries of their nationality, residence, ordinary residence or domicile; (ii) any foreign exchange controls and (iii) any relevant tax consequences. As with all investments, there are associated risks. This document is by way of information only. Asset management services are provided by Invesco in accordance with appropriate local legislation and regulations. The fund is available only in jurisdictions where its promotion and sale is permitted. Forecasts are not reliable indicators of future performance. The forecasts and market outlook presented in this material reflect subjective judgments and assumptions of the investment manager or its delegate and unexpected events may occur. There can be no assurance that developments will transpire as forecasted in this presentation. Where securities are mentioned in this document they do not necessarily represent a specific portfolio holding and do not constitute a recommendation to purchase, hold or sell. The ongoing charges figure is based on annualised expenses for the period ending 31/08/2015. This figure may vary from year to year. It excludes portfolio transaction costs except in the case of an entry or exit charge paid by the Fund when buying or selling shares/units in another fund. Subscriptions of shares are only accepted on the basis of the most up to date legal offering documents. The legal offering documents (fund & share class specific Key Investor Information Document, prospectus, annual and semi-annual reports, articles and trustee deed) are available free of charge with your local Invesco representative or on our website [www.invescoeuropa.com](http://www.invescoeuropa.com).

© 2016 Morningstar. All rights reserved. The information contained herein: (1) is proprietary to Morningstar and/or its content providers; (2) may not be copied or distributed; and (3) is not warranted to be accurate, complete or timely. Neither Morningstar nor its content providers are responsible for any damages or losses arising from any use of this information.

**Additional information for Switzerland:** This document is issued in Switzerland by Invesco Asset Management (Schweiz) AG. The legal offering documents are available free of charge from the issuer of this document: Invesco Asset Management (Schweiz) AG, Talacker 34, CH-8001 Zürich, who acts as representative for the funds distributed in Switzerland. Paying agent for the funds distributed in Switzerland: BNP PARIBAS SECURITIES SERVICES, Paris, succursale de Zurich, Selnaustrasse 16; CH - 8002 Zürich. The fund is domiciled in Luxembourg.

**Additional information for Financial Intermediaries in the United States:** This material is intended for distributors, platforms, financial advisors and investment managers located in the United States in relation to their activities with offshore clients only. It must not be redistributed to end investors. This document is neither intended for US Persons, nor US residents. This fund must not be marketed on the US soil. This fund is registered for distribution in a limited number of countries, and should an activity create additional obligations (such as a local registration for sale or tax notification) for Invesco, you shall seek the prior formal approval of Invesco before undertaking such activity. Any marketing material you create on the fund for end investors shall also be expressly approved by Invesco. Issued in the US by Invesco Distributors, Inc., 11 Greenway Plaza, Suite 1000, Houston, Texas 77046. Invesco Distributors is the appointed US sub-distributor of the Invesco Funds, SICAV.