

Summary of fund objective

The investment objective of the Fund is to seek long term capital appreciation, measured in Yen, through investment primarily in the equity securities of companies domiciled in or exercising the predominant part of their economic activity in Japan and which are listed on any exchanges or over the counter markets. The Fund will invest in companies who make advantageous use not only of their capital but also of their intangible assets (for example, but not limited to, brand values, technical development or strong customer base). The Fund may also invest, on an ancillary basis, in debt securities convertible into common shares and other equity linked instruments. For the full objectives and investment policy please consult the current prospectus.

Key facts



Tadao Minaguchi
Tokyo
Managed fund since
May 2006

Share class launch
30 September 2011

Original fund launch¹
31 May 2006

Legal status
Luxembourg SICAV with UCITS status

Share class currency
EUR

Share class type
Accumulation

Fund size
JPY 161.30 bn

Reference index
TOPIX Index-TR

Bloomberg code
JAEAE LX

ISIN code
LU0607514980

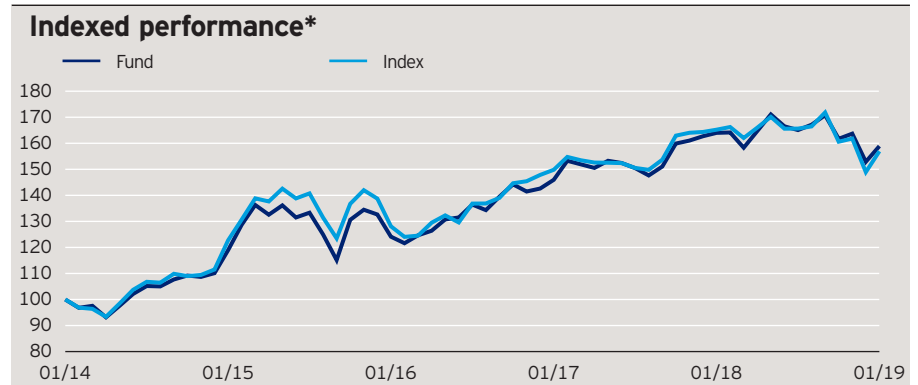
Settlement date
Trade Date + 3 Days

Morningstar RatingTM
★★★★

Quarterly fund commentary

The fund was reopened to investment by new shareholders at 12:00 (Irish time) on 16 April 2018. For more information and future updates please go to www.invescomanagementcompany.lu/lux-manco.

Japanese equities initially rose but gains proved to be short-lived as stock markets across the world then came under pressure due to concerns over a global economic slowdown, no let-up in the US-China trade spat and worries that profits could be nearing a peak among technology firms. In terms of fund strategy we continue to focus on bottom-up stock selection. We took profits from a skincare brand company which received an offer from a multinational healthcare company. We took a position in a company which owns a circuit training gym brand. Looking ahead we are monitoring global economic and political developments, such as the trade and technology war between the US and China as well as the 'normalisation' of monetary policy from central banks, i.e. raising interest rates from their historic lows. We believe that the Japanese equity market is on the right track, supported by the ongoing progress on corporate governance reform combined with companies' efforts to increase profitability. As a bottom-up stock picker, the fund continues to focus on high-quality companies with robust free cash flow, underpinned by strong intangible values such as brand, technology and customer loyalty.



The performance period shown here starts on the last day of the first indicated month and ends on the last day of the last indicated month.

Cumulative performance*

in %	YTD	1 month	1 year	3 years	5 years
Fund	3.93	3.93	-3.11	28.02	58.90
Index	5.38	5.38	-5.01	22.51	56.95

Calendar year performance*

in %	2014	2015	2016	2017	2018
Fund	11.65	20.46	7.52	14.09	-6.03
Index	10.08	24.41	6.56	11.16	-9.38

Standardised rolling 12 month performance*

in %	31.01.14	31.01.15	31.01.16	31.01.17	31.01.18	31.01.19
Fund	18.95	4.35	17.60	12.36	-3.11	
Index	22.72	4.39	16.95	10.28	-5.01	

Past performance is not a guide to future returns. The performance shown does not take account of the commissions and costs incurred on the issue and redemption of units.

Invesco Japanese Equity Advantage Fund E (EUR)-Acc Shares

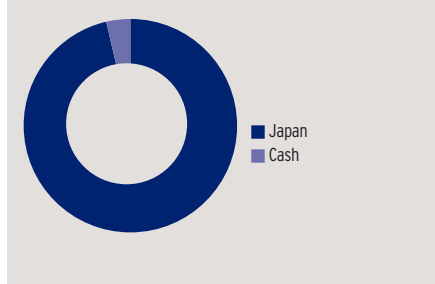
31 January 2019

Top 10 holdings*

(total holdings: 44)

Holding	Sector	%
East Japan Railway	Industrials	5.0
Hoya	Health Care	4.7
Dentsu	Communication Services	4.4
Trend Micro	Information Technology	4.4
Ito En	Consumer Staples	4.3
Keyence	Information Technology	3.9
Yokogawa Electric	Information Technology	3.8
Toyota Tsusho	Industrials	3.6
Shin-Etsu Chemical	Materials	3.4
Tsumura	Health Care	3.3

Geographical weightings of the fund in %*



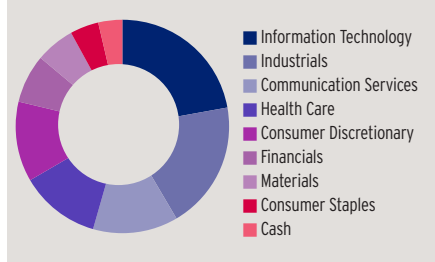
Geographical weightings*

	in %
Japan	96.4
Cash	3.6

Sector weightings*

	in %
Information Technology	22.2
Industrials	19.4
Communication Services	12.9
Health Care	12.2
Consumer Discretionary	12.1
Financials	7.4
Materials	5.9
Consumer Staples	4.3
Cash	3.6

Sector weightings of the fund in %*



Financial characteristics*

Average weighted market capitalisation	EUR 13.33 bn
Median market capitalisation	EUR 4.51 bn

3 year characteristics**

Alpha	2.47
Beta	0.86
Correlation	0.95
Information ratio	0.32
Sharpe ratio	0.70
Tracking error in %	4.66
Volatility in %	9.84

For detailed information about the 3 year characteristics please see <http://assets.invescohub.com/invesco-eu/glossary.pdf>.

NAV and fees

Current NAV

EUR 20.88

12 month price high

EUR 22.75 (23/05/2018)

12 month price low

EUR 19.79 (21/12/2018)

Minimum investment ²

EUR 500

Entry charge

Up to 3.00%

Annual management fee

2.0%

Ongoing charges ³

2.37%

Invesco Japanese Equity Advantage Fund

E (EUR)-Acc Shares

31 January 2019

Risk Warnings

The value of investments and any income will fluctuate (this may partly be the result of exchange rate fluctuations) and investors may not get back the full amount invested. The fund invests in a limited number of holdings and is less diversified. This may result in large fluctuations in the value of the fund.

Important Information

¹The Original Fund Launch date shown herein is different from the fund launch date shown in the KIID, as it indicates the launch date of a previous fund that was merged into the fund shown and therefore the track record starts with this previous fund. Further information can be found on our website: www.invescoeuropa.com.

²The minimum investment amounts are: EUR 500 / USD 650 / GBP 400 / CHF 650 / SEK 4,500. Please contact us or refer to the most up to date Prospectus for details of minimum investment amounts in other currencies.

³The ongoing charges figure is based on annualised expenses for the period ending August 2017. This figure may vary from year to year. It excludes portfolio transaction costs except in the case of an entry or exit charge paid by the Fund when buying or selling shares/units in another fund.

This marketing document is exclusively for use by Professional Clients and Financial Advisers in Continental Europe and Qualified Investors in Switzerland. This document is not for consumer use, please do not redistribute. For the purpose of the distribution of this document Continental Europe is defined as Switzerland, Spain, France, Greece, Italy, Luxembourg, Netherlands, Norway, Portugal, Sweden. Data as at 31 January 2019, unless otherwise stated. This document is marketing material and is not intended as a recommendation to invest in any particular asset class, security or strategy. Regulatory requirements that require impartiality of investment/investment strategy recommendations are therefore not applicable nor are any prohibitions to trade before publication. The information provided is for illustrative purposes only, it should not be relied upon as recommendations to buy or sell securities. By accepting this document, you consent to communicate with us in English, unless you inform us otherwise.

Past performance is not a guide to future returns. Where individuals or the business have expressed opinions, they are based on current market conditions, they may differ from those of other investment professionals and are subject to change without notice and are not to be construed as investment advice. This marketing document is not an invitation to subscribe for shares in the fund and is by way of information only, it should not be considered financial advice. This does not constitute an offer or solicitation by anyone in any jurisdiction in which such an offer is not authorised or to any person to whom it is unlawful to make such an offer or solicitation. Persons interested in acquiring the fund should inform themselves as to (i) the legal requirements in the countries of their nationality, residence, ordinary residence or domicile; (ii) any foreign exchange controls and (iii) any relevant tax consequences. As with all investments, there are associated risks. This document is by way of information only. Asset management services are provided by Invesco in accordance with appropriate local legislation and regulations. The fund is available only in jurisdictions where its promotion and sale is permitted. Not all share classes of this fund may be available for public sale in all jurisdictions and not all share classes are the same nor do they necessarily suit every investor. Fee structure and minimum investment levels may vary dependent on share class chosen. Please check the most recent version of the fund prospectus in relation to the criteria for the individual share classes and contact your local Invesco office for full details of the fund registration status in your jurisdiction. Forecasts are not reliable indicators of future performance. For more information on our funds, please refer to the most up to date relevant fund and share class-specific Key Investor Information Documents, the latest Annual or Interim Reports and the latest Prospectus, and constituent documents. This information is available using the contact details of the issuer and is without charge. Further information on our products is available using the contact details shown. Subscriptions of shares are only accepted on the basis of the most up to date legal offering documents. The legal offering documents (fund & share class specific Key Investor Information Document, prospectus, annual and semi-annual reports, articles and trustee deed) are available free of charge with your local Invesco representative or on our website www.invescoeuropa.com.

© 2019 Morningstar. All rights reserved. The information contained herein: (1) is proprietary to Morningstar and/or its content providers; (2) may not be copied or distributed; and (3) is not warranted to be accurate, complete or timely. Neither Morningstar nor its content providers are responsible for any damages or losses arising from any use of this information.

Invesco Japanese Equity Advantage Fund

E (EUR)-Acc Shares

31 January 2019

Important Information

Additional information for France: Issued in France by Invesco Asset Management S.A., 16-18 rue de Londres, 75009 Paris, France.

Additional information for Greece: Issued in Greece by Invesco Asset Management S.A., 16-18 rue de Londres, 75009 Paris, France.

Additional information for Italy: Issued in Italy by Invesco Asset Management S.A, Sede Secondaria, Via Bocchetto 6, 20123 Milan, Italy.

Additional information for Luxembourg: Issued in Luxembourg by Invesco Asset Management SA, 16-18 rue de Londres, 75009 Paris, France.

Additional information for Netherlands: Issued in Netherlands by Invesco Asset Management S.A. Dutch Branch, Vinoly Building, Claude Debussylaan 26, 1082 MD Amsterdam, The Netherlands, www.invesco.nl.

Additional information for Norway: Issued in Norway by Invesco Asset Management S.A., 16-18 rue de Londres, 75009 Paris, France.

Additional information for Portugal: Issued in Portugal by Invesco Asset Management S.A., 16-18 rue de Londres, 75009 Paris, France.

Additional information for Spain: Issued in Spain by Invesco Asset Management S.A., Sucursal en España, C/ Goya 6 - 3º, 28001 Madrid, Spain.

Additional information for Sweden: Issued in Sweden by Invesco Asset Management S.A., Swedish Filial, Convendum, Jakobsbergsgatan 16, 111 43 Stockholm, Sweden.

Additional information for Switzerland: Issued in Switzerland by Invesco Asset Management (Schweiz) AG, Talacker 34, CH-8001 Zurich, who acts as representative for the funds distributed in Switzerland. Paying agent for the funds distributed in Switzerland: BNP PARIBAS SECURITIES SERVICES, Paris, succursale de Zurich, Selnaustrasse 16, CH-8002 Zurich. The legal offering documents are available free of charge at our website and local language from the issuer of this document. The fund is domiciled in Luxembourg.