

28 February 2019

This marketing document is exclusively for use by Qualified Investors in Switzerland and Professional Clients in Continental European countries as defined in the important information section. This document is not for consumer use, please do not redistribute. This document may also be used by financial intermediaries in the United States as defined in the important information section.

Summary of fund objective

The investment objective of the Fund is to seek long term capital appreciation, measured in Yen, through investment primarily in the equity securities of companies domiciled in or exercising the predominant part of their economic activity in Japan and which are listed on any exchanges or over the counter markets. The Fund will invest in companies who make advantageous use not only of their capital but also of their intangible assets (for example, but not limited to, brand values, technical development or strong customer base). The Fund may also invest, on an ancillary basis, in debt securities convertible into common shares and other equity linked instruments. For the full objectives and investment policy please consult the current prospectus.

Key facts



Tadao Minaguchi
Tokyo
Managed fund since
May 2006

Share class launch
18 September 2013

Original fund launch¹
31 May 2006

Legal status
Luxembourg SICAV with UCITS status

Share class currency
EUR

Share class type
Accumulation

Fund size
JPY 187.63 bn

Reference index
TOPIX Index-TR

Bloomberg code
IJEAAEH LX

ISIN code
LU0955866438

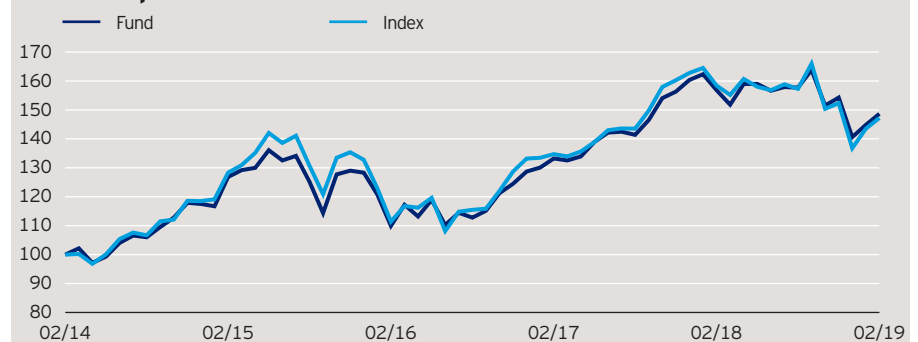
Settlement date
Trade Date + 3 Days

Quarterly fund commentary

The fund was reopened to investment by new shareholders at 12:00 (Irish time) on 16 April 2018. For more information and future updates please go to www.invescomanagementcompany.lu/lux-manco.

Japanese equities initially rose but gains proved to be short-lived as stock markets across the world then came under pressure due to concerns over a global economic slowdown, no let-up in the US-China trade spat and worries that profits could be nearing a peak among technology firms. In terms of fund strategy we continue to focus on bottom-up stock selection. We took profits from a skincare brand company which received an offer from a multinational healthcare company. We took a position in a company which owns a circuit training gym brand. Looking ahead we are monitoring global economic and political developments, such as the trade and technology war between the US and China as well as the 'normalisation' of monetary policy from central banks, i.e. raising interest rates from their historic lows. We believe that the Japanese equity market is on the right track, supported by the ongoing progress on corporate governance reform combined with companies' efforts to increase profitability. As a bottom-up stock picker, the fund continues to focus on high-quality companies with robust free cash flow, underpinned by strong intangible values such as brand, technology and customer loyalty.

Indexed performance*



The performance period shown here starts on the last day of the first indicated month and ends on the last day of the last indicated month.

Cumulative performance*

in %	YTD	1 month	1 year	3 years	5 years
Fund	5.73	2.65	-5.20	35.24	48.67
Index	7.65	2.60	-7.06	32.17	47.25

Calendar year performance*

in %	2014	2015	2016	2017	2018
Fund	12.10	9.21	0.31	24.60	-12.32
Index	10.27	12.06	0.31	22.23	-15.97

Standardised rolling 12 month performance*

in %	28.02.14	28.02.15	28.02.16	28.02.17	28.02.18	28.02.19
Fund	26.84	-13.33	21.20	17.71	-5.20	
Index	28.31	-13.17	20.94	17.59	-7.06	

Past performance is not a guide to future returns. The performance shown does not take account of the commissions and costs incurred on the issue and redemption of units.

*Source: © 2019 Morningstar. Indexed performance: Performance of an investment of 100 in share class currency. Gross income re-invested to 28 February 2019 unless otherwise stated. The figures do not reflect the entry charge payable by individual investors. All performance data on this factsheet is in the currency of the share class, apart from the index performance which is shown in JPY. Reference Index Source: Factset.

Invesco Japanese Equity Advantage Fund

A (EUR Hgd)-Acc Shares

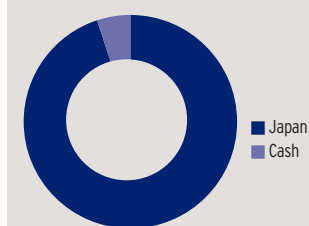
28 February 2019

Top 10 holdings*

(total holdings: 44)

Holding	Sector	%
East Japan Railway	Industrials	5.0
Hoya	Health Care	4.7
Ito En	Consumer Staples	4.4
Keyence	Information Technology	4.3
Trend Micro	Information Technology	4.1
Yokogawa Electric	Information Technology	4.1
Dentsu	Communication Services	3.7
Tsumura	Health Care	3.5
Toyota Tsusho	Industrials	3.5
Shin-Etsu Chemical	Materials	3.2

Geographical weightings of the fund in %*



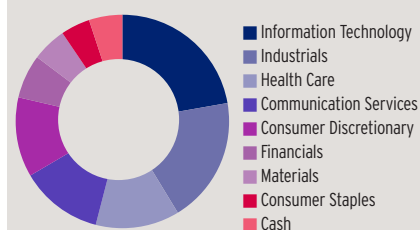
Geographical weightings*

	in %
Japan	94.9
Cash	5.1

Sector weightings*

	in %
Information Technology	22.2
Industrials	19.1
Health Care	12.7
Communication Services	12.5
Consumer Discretionary	12.1
Financials	6.6
Materials	5.2
Consumer Staples	4.4
Cash	5.1

Sector weightings of the fund in %*



Financial characteristics*

Average weighted market capitalisation	EUR 13.80 bn
Median market capitalisation	EUR 4.69 bn

NAV and fees

Current NAV

EUR 15.12

12 month price high

EUR 16.76 (02/10/2018)

12 month price low

EUR 13.94 (04/01/2019)

Minimum investment ²

EUR 1,000

Entry charge

Up to 5.00%

Annual management fee

1.4%

Ongoing charges ³

1.71%

Invesco Japanese Equity Advantage Fund

A (EUR Hgd)-Acc Shares

28 February 2019

Risk Warnings

The value of investments and any income will fluctuate (this may partly be the result of exchange rate fluctuations) and investors may not get back the full amount invested. The fund invests in a limited number of holdings and is less diversified. This may result in large fluctuations in the value of the fund.

Important Information

¹The Original Fund Launch date shown herein is different from the fund launch date shown in the KIID, as it indicates the launch date of a previous fund that was merged into the fund shown and therefore the track record starts with this previous fund. Further information can be found on our website: www.invescoeuropa.com.

²The minimum investment amounts are: USD 1,500 / EUR 1,000 / GBP 1,000 / CHF 1,500 / SEK 10,000. Please contact us or refer to the most up to date Prospectus for details of minimum investment amounts in other currencies.

³The ongoing charges figure is based on annualised expenses for the period ending August 2018. This figure may vary from year to year. It excludes portfolio transaction costs except in the case of an entry or exit charge paid by the Fund when buying or selling shares/units in another fund.

This marketing document is exclusively for use by Professional Clients and Financial Advisers in Continental Europe and Qualified Investors in Switzerland. This document is not for consumer use, please do not redistribute. For the purpose of the distribution of this document Continental Europe is defined as Austria, Belgium, Switzerland, Germany, Spain, Finland, France, Liechtenstein, Luxembourg, Netherlands, Portugal. Data as at 28 February 2019, unless otherwise stated. This document is marketing material and is not intended as a recommendation to invest in any particular asset class, security or strategy. Regulatory requirements that require impartiality of investment/investment strategy recommendations are therefore not applicable nor are any prohibitions to trade before publication. The information provided is for illustrative purposes only, it should not be relied upon as recommendations to buy or sell securities. By accepting this document, you consent to communicate with us in English, unless you inform us otherwise.

Past performance is not a guide to future returns. Where individuals or the business have expressed opinions, they are based on current market conditions, they may differ from those of other investment professionals and are subject to change without notice and are not to be construed as investment advice. This marketing document is not an invitation to subscribe for shares in the fund and is by way of information only, it should not be considered financial advice. This does not constitute an offer or solicitation by anyone in any jurisdiction in which such an offer is not authorised or to any person to whom it is unlawful to make such an offer or solicitation. Persons interested in acquiring the fund should inform themselves as to (i) the legal requirements in the countries of their nationality, residence, ordinary residence or domicile; (ii) any foreign exchange controls and (iii) any relevant tax consequences. As with all investments, there are associated risks. This document is by way of information only. Asset management services are provided by Invesco in accordance with appropriate local legislation and regulations. The fund is available only in jurisdictions where its promotion and sale is permitted. Not all share classes of this fund may be available for public sale in all jurisdictions and not all share classes are the same nor do they necessarily suit every investor. Fee structure and minimum investment levels may vary dependent on share class chosen. Please check the most recent version of the fund prospectus in relation to the criteria for the individual share classes and contact your local Invesco office for full details of the fund registration status in your jurisdiction. Forecasts are not reliable indicators of future performance. For more information on our funds, please refer to the most up to date relevant fund and share class-specific Key Investor Information Documents, the latest Annual or Interim Reports and the latest Prospectus, and constituent documents. This information is available in English using the contact details of the issuer and is without charge. Further information on our products is available using the contact details shown. Subscriptions of shares are only accepted on the basis of the most up to date legal offering documents. The legal offering documents (fund & share class specific Key Investor Information Document, prospectus, annual and semi-annual reports, articles and trustee deed) are available free of charge with your local Invesco representative or on our website www.invescoeuropa.com.

© 2019 Morningstar. All rights reserved. The information contained herein: (1) is proprietary to Morningstar and/or its content providers; (2) may not be copied or distributed; and (3) is not warranted to be accurate, complete or timely. Neither Morningstar nor its content providers are responsible for any damages or losses arising from any use of this information.

Additional information for Financial Intermediaries in the United States: This document is intended for distribution to US financial intermediaries for informational purposes and in relation to their activities with offshore clients only. The Funds are not registered under any US securities law, and may not be offered or sold directly or indirectly in the US, its territories or possessions, nor to any US persons, citizens or residents. The Fund must not be marketed on US soil. This does not constitute a recommendation of any investment strategy or product for a particular investor. Investors should consult a financial professional before making any investment decisions. Issued in the US by Invesco Distributors, Inc., 11 Greenway Plaza, Suite 1000, Houston, Texas 77046, USA. Invesco Distributors, Inc. is the appointed US sub-distributor of the Invesco Funds, SICAV. All entities are indirect, wholly owned subsidiaries of Invesco Ltd.

Invesco Japanese Equity Advantage Fund

A (EUR Hgd)-Acc Shares

28 February 2019

Important Information

Additional information for Austria: Issued in Austria by Invesco Asset Management Österreich - Zweigniederlassung der Invesco Asset Management Deutschland GmbH, Rotenturmstrasse 16 - 18, 1010 Vienna as well as at Erste Bank der oesterreichischen Sparkassen AG, Graben 21, A-1010 Vienna acting as paying agent for funds registered for sale in Austria.

Additional information for Belgium: Issued in Belgium by Invesco Asset Management S.A. Belgian Branch (France), situé Avenue Louise 235, 1050 Bruxelles, Belgium, www.invesco.be.

Additional information for Finland: Issued in Finland by Invesco Asset Management S.A., 16-18 rue de Londres, 75009 Paris, France.

Additional information for France: Issued in France by Invesco Asset Management S.A., 16-18 rue de Londres, 75009 Paris, France.

Additional information for Germany: Issued in Germany by Invesco Asset Management Deutschland GmbH, An der Welle 5, 60322 Frankfurt am Main, Germany.

Additional information for Liechtenstein: Issued in Liechtenstein by Invesco Asset Management (Schweiz) AG, Talacker 34, 8001 Zurich, Switzerland. Paying agent in Liechtenstein is LGT Bank AG, Herrengasse 12, 9490 Vaduz. The KIID and Prospectus are available in German as well as English language on www.fundinfo.com.

Additional information for Luxembourg: Issued in Luxembourg by Invesco Asset Management SA, 16-18 rue de Londres, 75009 Paris, France.

Additional information for Netherlands: Issued in Netherlands by Invesco Asset Management S.A. Dutch Branch, Vinoly Building, Claude Debussylaan 26, 1082 MD Amsterdam, The Netherlands, www.invesco.nl.

Additional information for Portugal: Issued in Portugal by Invesco Asset Management S.A., 16-18 rue de Londres, 75009 Paris, France.

Additional information for Spain: Issued in Spain by Invesco Asset Management S.A., Sucursal en España, C/ Goya 6 - 3º, 28001 Madrid, Spain.

Additional information for Switzerland: Issued in Switzerland by Invesco Asset Management (Schweiz) AG, Talacker 34, CH-8001 Zurich, who acts as representative for the funds distributed in Switzerland. Paying agent for the funds distributed in Switzerland: BNP PARIBAS SECURITIES SERVICES, Paris, succursale de Zurich, Selnaustrasse 16, CH-8002 Zurich. The legal offering documents are available free of charge at our website and local language from the issuer of this document. The fund is domiciled in Luxembourg.