



# Invesco Nippon Small/Mid Cap Equity Fund C (USD)-AD Shares

31 January 2019

**This marketing document is exclusively for use by Qualified Investors in Switzerland and Professional Clients in Continental European countries as defined in the important information section. This document is not for consumer use, please do not redistribute. This document may also be used by financial intermediaries in the United States as defined in the important information section.**

## Summary of fund objective

The objective of the Fund is to achieve long-term capital growth by investing in small to medium sized Japanese companies and to a lesser extent in large Japanese companies. For the full objectives and investment policy please consult the current prospectus.

## Key facts



Osamu Tokuno

Tokyo

Managed fund since

October 2003

**Share class launch**

07 July 2011

**Original fund launch**

02 January 1991

**Legal status**

Luxembourg SICAV with UCITS status

**Share class currency**

USD

**Share class type**

Income

**Fund size**

JPY 16.20 bn

**Reference index**

Russell/Nomura Small Cap Index-GR

**Bloomberg code**

INVCADU LX

**ISIN code**

LU0607522579

**Settlement date**

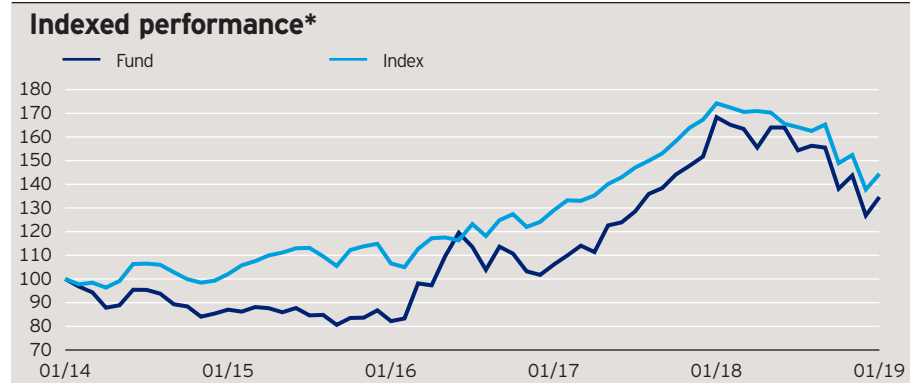
Trade Date + 3 Days

**Morningstar Rating™**

★★★

## Quarterly fund commentary

Japanese equities initially rose but gains proved to be short-lived as stock markets across the world then came under pressure on concerns over a global economic slowdown, no let-up in the US-China trade spat and worries that profits could be nearing a peak among technology firms. Adverse sentiment hit small-cap stocks, especially the Tokyo Stock Exchange Mothers, which consists of internet, high-technology and biotechnology start-ups. We continue to focus on finding small-cap companies achieving high growth regardless of macroeconomic conditions across industries. In terms of fund activity we partially took profit from a printed circuit board maker and a transportation service company and reduced a position held in an internet recruitment firm. New purchases include a software company and a solar power company. Looking ahead we are monitoring global economic and political developments, such as the trade and technology war between the US and China as well as the 'normalisation' of monetary policy from central banks, i.e. raising interest rates from their historic lows. Our bottom-up approach to stock picking remains unchanged, with a focus on smaller companies with earnings growth potential.



The performance period shown here starts on the last day of the first indicated month and ends on the last day of the last indicated month.

## Cumulative performance\*

in %	YTD	1 month	1 year	3 years	5 years
Fund	6.14	6.14	-20.03	63.76	34.62
Index	4.76	4.76	-17.12	35.49	44.40

## Calendar year performance\*

in %	2014	2015	2016	2017	2018
Fund	-13.55	1.62	17.25	49.15	-16.41
Index	-0.83	15.70	8.07	34.79	-17.61

## Standardised rolling 12 month performance\*

in %	31.01.14	31.01.15	31.01.16	31.01.17	31.01.18	31.01.19
Fund	-12.97	-5.55	29.03	58.71	-20.03	
Index	2.08	4.40	21.04	35.06	-17.12	

Past performance is not a guide to future returns. The performance shown does not take account of the commissions and costs incurred on the issue and redemption of units.

\*Source: © 2019 Morningstar. Indexed performance: Performance of an investment of 100 in share class currency. Gross income re-invested to 31 January 2019 unless otherwise stated. The figures do not reflect the entry charge payable by individual investors. All performance data on this factsheet is in the currency of the share class. Reference Index Source: Bloomberg.

# Invesco Nippon Small/Mid Cap Equity Fund C (USD)-AD Shares

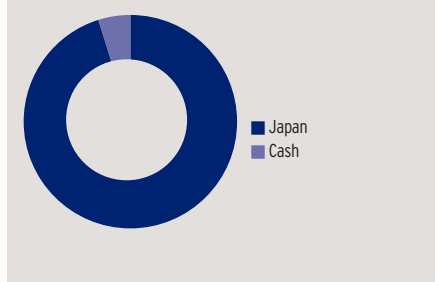
31 January 2019

## Top 10 holdings\*

(total holdings: 48)

Holding	Sector	%
Peptidream	Pharmaceuticals, Biotechnology & Life Sciences	6.7
Nextage	Retailing	5.4
Riso Kyoiku	Consumer Services	5.4
Aruhi	Banks	4.6
Penta-Ocean Construction	Capital Goods	4.2
Ain Pharmaciez	Food & Staples Retailing	3.3
Japan Material	Semiconductors & Semiconductor Equipment	3.3
Macromill	Media & Entertainment	3.3
Topcon	Technology Hardware & Equipment	3.2
KH Neochem	Materials	3.1

## Geographical weightings of the fund in %\*



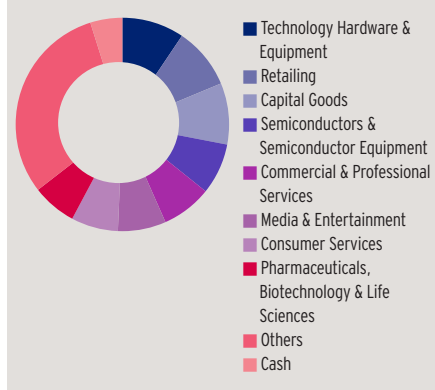
## Geographical weightings\*

	in %
Japan	95.1
Cash	4.9

## Sector weightings\*

	in %
Technology Hardware & Equipment	9.4
Retailing	9.3
Capital Goods	9.3
Semiconductors & Semiconductor Equipment	7.7
Commercial & Professional Services	7.6
Media & Entertainment	7.3
Consumer Services	7.1
Pharmaceuticals, Biotechnology & Life Sciences	6.7
Others	30.6
Cash	4.9

## Sector weightings of the fund in %\*



## Financial characteristics\*

Average weighted market capitalisation	USD 1.24 bn
Median market capitalisation	USD 663.92 mn

## 3 year characteristics\*\*

Alpha	6.14
Beta	1.17
Correlation	0.67
Information ratio	0.39
Sharpe ratio	0.61
Tracking error in %	16.80
Volatility in %	22.51

For detailed information about the 3 year characteristics please see <http://assets.invescohub.com/invesco-eu/glossary.pdf>.

## NAV and fees

### Current NAV

USD 19.52

### 12 month price high

USD 24.76 (15/03/2018)

### 12 month price low

USD 17.95 (21/12/2018)

### Minimum investment <sup>1</sup>

USD 1,000,000

### Entry charge

Up to 5.00%

### Annual management fee

1.0%

### Ongoing charges <sup>2</sup>

1.41%

---

# Invesco Nippon Small/Mid Cap Equity Fund

## C (USD)-AD Shares

31 January 2019

---

### Risk Warnings

The value of investments and any income will fluctuate (this may partly be the result of exchange rate fluctuations) and investors may not get back the full amount invested. Investments in small and medium sized companies involve greater risks than those customarily associated with larger companies.

---

### Important Information

<sup>1</sup>The minimum investment amounts are: USD 1,000,000 / EUR 800,000 / GBP 600,000 / CHF 1,000,000 / SEK 7,000,000. Please contact us or refer to the most up to date Prospectus for details of minimum investment amounts in other currencies.

<sup>2</sup>The ongoing charges figure is based on annualised expenses for the period ending August 2018. This figure may vary from year to year. It excludes portfolio transaction costs except in the case of an entry or exit charge paid by the Fund when buying or selling shares/units in another fund.

**This marketing document is exclusively for use by Professional Clients and Financial Advisers in Continental Europe and Qualified Investors in Switzerland. This document is not for consumer use, please do not redistribute. For the purpose of the distribution of this document Continental Europe is defined as Austria, Switzerland, Germany, Spain, Finland, France, Greece, Luxembourg, Netherlands, Norway, Sweden. Data as at 31 January 2019, unless otherwise stated. This document is marketing material and is not intended as a recommendation to invest in any particular asset class, security or strategy. Regulatory requirements that require impartiality of investment/investment strategy recommendations are therefore not applicable nor are any prohibitions to trade before publication. The information provided is for illustrative purposes only, it should not be relied upon as recommendations to buy or sell securities. By accepting this document, you consent to communicate with us in English, unless you inform us otherwise.**

Past performance is not a guide to future returns. Where individuals or the business have expressed opinions, they are based on current market conditions, they may differ from those of other investment professionals and are subject to change without notice and are not to be construed as investment advice. This marketing document is not an invitation to subscribe for shares in the fund and is by way of information only, it should not be considered financial advice. This does not constitute an offer or solicitation by anyone in any jurisdiction in which such an offer is not authorised or to any person to whom it is unlawful to make such an offer or solicitation. Persons interested in acquiring the fund should inform themselves as to (i) the legal requirements in the countries of their nationality, residence, ordinary residence or domicile; (ii) any foreign exchange controls and (iii) any relevant tax consequences. As with all investments, there are associated risks. This document is by way of information only. Asset management services are provided by Invesco in accordance with appropriate local legislation and regulations. The fund is available only in jurisdictions where its promotion and sale is permitted. Not all share classes of this fund may be available for public sale in all jurisdictions and not all share classes are the same nor do they necessarily suit every investor. Fee structure and minimum investment levels may vary dependent on share class chosen. Please check the most recent version of the fund prospectus in relation to the criteria for the individual share classes and contact your local Invesco office for full details of the fund registration status in your jurisdiction. Forecasts are not reliable indicators of future performance. For more information on our funds, please refer to the most up to date relevant fund and share class-specific Key Investor Information Documents, the latest Annual or Interim Reports and the latest Prospectus, and constituent documents. This information is available using the contact details of the issuer and is without charge. Further information on our products is available using the contact details shown. Subscriptions of shares are only accepted on the basis of the most up to date legal offering documents. The legal offering documents (fund & share class specific Key Investor Information Document, prospectus, annual and semi-annual reports, articles and trustee deed) are available free of charge with your local Invesco representative or on our website [www.invescoeurope.com](http://www.invescoeurope.com).

© 2019 Morningstar. All rights reserved. The information contained herein: (1) is proprietary to Morningstar and/or its content providers; (2) may not be copied or distributed; and (3) is not warranted to be accurate, complete or timely. Neither Morningstar nor its content providers are responsible for any damages or losses arising from any use of this information.

**Additional information for Financial Intermediaries in the United States:** This document is intended for distribution to US financial intermediaries for informational purposes and in relation to their activities with offshore clients only. The Funds are not registered under any US securities law, and may not be offered or sold directly or indirectly in the US, its territories or possessions, nor to any US persons, citizens or residents. The Fund must not be marketed on US soil. This does not constitute a recommendation of any investment strategy or product for a particular investor. Investors should consult a financial professional before making any investment decisions. Issued in the US by Invesco Distributors, Inc., 11 Greenway Plaza, Suite 1000, Houston, Texas 77046, USA. Invesco Distributors, Inc. is the appointed US sub-distributor of the Invesco Funds, SICAV or Invesco Fund Series 1-6. All entities are indirect, wholly owned subsidiaries of Invesco Ltd.

---

# Invesco Nippon Small/Mid Cap Equity Fund

## C (USD)-AD Shares

31 January 2019

---

### Important Information

**Additional information for Austria:** Issued in Austria by Invesco Asset Management Österreich - Zweigniederlassung der Invesco Asset Management Deutschland GmbH, Rotenturmstrasse 16 - 18, 1010 Vienna as well as at Erste Bank der oesterreichischen Sparkassen AG, Graben 21, A-1010 Vienna acting as paying agent for funds registered for sale in Austria.

**Additional information for Finland:** Issued in Finland by Invesco Asset Management S.A., 16-18 rue de Londres, 75009 Paris, France.

**Additional information for France:** Issued in France by Invesco Asset Management S.A., 16-18 rue de Londres, 75009 Paris, France.

**Additional information for Germany:** Issued in Germany by Invesco Asset Management Deutschland GmbH, An der Welle 5, 60322 Frankfurt am Main, Germany.

**Additional information for Greece:** Issued in Greece by Invesco Asset Management S.A., 16-18 rue de Londres, 75009 Paris, France.

**Additional information for Luxembourg:** Issued in Luxembourg by Invesco Asset Management SA, 16-18 rue de Londres, 75009 Paris, France.

**Additional information for Netherlands:** Issued in Netherlands by Invesco Asset Management S.A. Dutch Branch, Vinoly Building, Claude Debussylaan 26, 1082 MD Amsterdam, The Netherlands, [www.invesco.nl](http://www.invesco.nl).

**Additional information for Norway:** Issued in Norway by Invesco Asset Management S.A., 16-18 rue de Londres, 75009 Paris, France.

**Additional information for Spain:** Issued in Spain by Invesco Asset Management S.A., Sucursal en España, C/ Goya 6 - 3º, 28001 Madrid, Spain.

**Additional information for Sweden:** Issued in Sweden by Invesco Asset Management S.A., Swedish Filial, Convendum, Jakobsbergsgatan 16, 111 43 Stockholm, Sweden.

**Additional information for Switzerland:** Issued in Switzerland by Invesco Asset Management (Schweiz) AG, Talacker 34, CH-8001 Zurich, who acts as representative for the funds distributed in Switzerland. Paying agent for the funds distributed in Switzerland: BNP PARIBAS SECURITIES SERVICES, Paris, succursale de Zurich, Selnaustrasse 16, CH-8002 Zurich. The legal offering documents are available free of charge at our website and local language from the issuer of this document. The fund is domiciled in Luxembourg.