



Invesco Nippon Small/Mid Cap Equity Fund A (USD)-AD Shares

31 December 2016

This marketing document is exclusively for use by Qualified Investors in Switzerland and Professional Clients in Continental European countries where this specific fund's share class is registered for sale. This document is not for consumer use, please do not redistribute. This document may also be used by financial intermediaries in the United States as defined on page 3 of this document.

Summary of fund objective

The objective of the Fund is to achieve long-term capital growth by investing in small to medium sized Japanese companies and to a lesser extent in large Japanese companies. For the full objectives and investment policy please consult the current prospectus.

Key facts



Osamu Tokuno
Tokyo
Managed fund since
October 2003

Share class launch
07 July 2011

Original fund launch
02 January 1991

Legal status
Luxembourg SICAV with UCITS status

Share class currency
USD

Share class type
Income

Fund size
JPY 10.59 bn

Reference index
Russell/Nomura Small Cap Index-GR

Bloomberg code
INVAADU LX

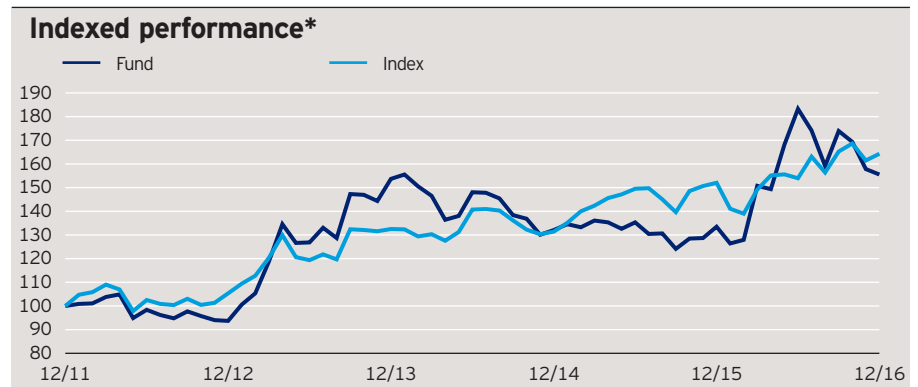
ISIN code
LU0607522496

Settlement date
Trade Date + 3 Days

Morningstar Rating™
★★

Quarterly fund commentary

Japan's small/mid-cap equity market ended the quarter higher, buoyed by a weakening of the yen relative to the dollar after the US presidential election result. The monetary easing environment in Japan combined with the prospect of expansionary fiscal policy in the US and strengthened expectations that the Federal Reserve will increase interest rates at a faster pace than previously anticipated, saw the yen weaken sharply. Given this backdrop, the fund was repositioned with the introduction of new holdings which we believe can achieve strong earnings momentum, such as an infrastructure construction company and a provider of marriage matchmaking services. Conversely, the fund took advantage of price strength by selling its position in a real estate company and a cosmetics manufacturer. Although we would not be surprised to see the equity market give back some of its recent strong performance, we expect it to move higher on the back of the ongoing turnaround of the Japanese economy as well as improving earnings momentum into the middle of this year. Furthermore, most investors appear to overlook the ongoing progress of corporate governance reform; thus the risk-reward ratio of some Japanese stocks looks favourable, in our view. Against this background, the fund continues to seek growth stocks in the small/mid cap space, particularly focusing on earnings momentum for this fiscal year.



Cumulative performance*

in %	YTD	1 month	1 year	3 years	5 years
Fund	16.53	-1.45	16.53	1.20	55.54
Index	8.07	1.75	8.07	24.00	64.31

Calendar year performance*

in %	2012	2013	2014	2015	2016
Fund	-6.30	64.04	-14.07	1.07	16.53
Index	5.33	25.80	-0.83	15.70	8.07

Standardised rolling 12 month performance**

in %	31.12.11	31.12.12	31.12.13	31.12.14	31.12.15
Fund	-6.30	64.04	-14.07	1.07	16.53

The standardised past performance information is updated on a quarterly basis. Should you require up-to-date past performance information this is available on our website www.invescoeuropa.com or by contacting us.

Past performance is not a guide to future returns. The performance shown does not take account of the commissions and costs incurred on the issue and redemption of units.

*Source: © 2016 Morningstar. Mid to mid, gross income re-invested to 31 December 2016 unless otherwise stated. The figures do not reflect the entry charge payable by individual investors. **Mid to mid, gross income re-invested to 31 December 2016. All performance data on this factsheet is in the currency of the share class. Reference Index Source: Bloomberg.

Invesco Nippon Small/Mid Cap Equity Fund

A (USD)-AD Shares

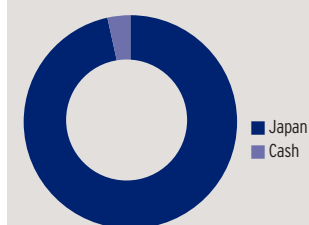
31 December 2016

Top 10 holdings*

(total holdings: 49)

Holding	Sector	%
Peptidream	Pharmaceuticals, Biotechnology & Life Sciences	5.2
A.I. Holdings	Technology Hardware & Equipment	4.6
Osaki Electric	Technology Hardware & Equipment	4.5
Topcon	Technology Hardware & Equipment	3.6
Maruwa	Technology Hardware & Equipment	3.5
Japan Material	Semiconductors & Semiconductor Equipment	3.5
AEON Fantasy	Consumer Services	3.1
Ferrotec	Semiconductors & Semiconductor Equipment	3.1
Yonex	Consumer Durables & Apparel	2.8
Fullcast Holdings	Commercial & Professional Services	2.8

Geographical weightings of the fund in %*



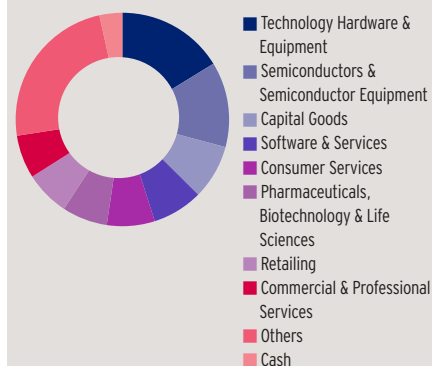
Geographical weightings*

	in %
Japan	96.5
Cash	3.5

Sector weightings*

	in %
Technology Hardware & Equipment	16.2
Semiconductors & Semiconductor Equipment	12.9
Capital Goods	8.3
Software & Services	7.7
Consumer Services	7.2
Pharmaceuticals, Biotechnology & Life Sciences	6.9
Retailing	6.8
Commercial & Professional Services	6.5
Others	24.0
Cash	3.5

Sector weightings of the fund in %*



Financial characteristics*

Average weighted market capitalisation	USD 791.54 mn
Median market capitalisation	USD 324.79 mn

3 year characteristics**

Alpha	-5.24
Beta	0.94
Correlation	0.57
Information ratio	-0.42
Sharpe ratio	0.20
Tracking error in %	15.77
Volatility in %	19.27

For detailed information about the 3 year characteristics please see <http://www.invescoeuropa.com/CE/Glossary.pdf>.

NAV and fees

Current NAV

USD 14.31

12 month price high

USD 16.91 (01/07/2016)

12 month price low

USD 10.57 (12/02/2016)

Minimum investment ¹

USD 1,500

Entry charge

Up to 5.00%

Annual management fee

1.5%

Ongoing charges

2.11% (31/08/2015)

Invesco Nippon Small/Mid Cap Equity Fund

A (USD)-AD Shares

31 December 2016

Risk Warnings

The value of investments and any income will fluctuate (this may partly be the result of exchange rate fluctuations) and investors may not get back the full amount invested. Investments in small and medium sized companies involve greater risks than those customarily associated with larger companies. The risks described herein are the fund specific material risks. For more information please consult the current fund and share class specific Key Investor Information Document (KIID) and for a complete set of risks the current prospectus.

Important Information

¹The minimum investment amounts are: USD 1,500 / EUR 1,000 / GBP 1,000 / CHF 1,500 / SEK 10,000. Please contact us or refer to the most up to date Prospectus for details of minimum investment amounts in other currencies.

This share class may not be registered in all countries and dissemination is subject to prior verification of registration status.

This marketing document is exclusively for use by Professional Clients and Financial Advisers in Continental Europe and Qualified Investors in Switzerland. This document is not for consumer use, please do not redistribute. Data as at 31 December 2016, unless otherwise stated. This marketing document is not subject to regulatory requirements that ensure impartiality of investment recommendations and investment strategy recommendations. Therefore, the prohibition of trading before the release of investment recommendations and investment strategy recommendations does not apply.

The Invesco Japanese Small/Mid Cap Equity Fund merged into the Invesco Nippon Small/Mid Cap Equity Fund on 20 April 2012. Past performance is not a guide to future returns. Where Invesco has expressed views and opinions, these may change. If investors are unsure if this product is suitable for them, they should seek advice from a financial adviser. The distribution and the offering of the fund or its share classes in certain jurisdictions may be restricted by law. Persons into whose possession this document may come are required to inform themselves about and to comply with any relevant restrictions. This does not constitute an offer or solicitation by anyone in any jurisdiction in which such an offer is not authorised or to any person to whom it is unlawful to make such an offer or solicitation. Persons interested in acquiring the fund should inform themselves as to (i) the legal requirements in the countries of their nationality, residence, ordinary residence or domicile; (ii) any foreign exchange controls and (iii) any relevant tax consequences. As with all investments, there are associated risks. This document is by way of information only. Asset management services are provided by Invesco in accordance with appropriate local legislation and regulations. The fund is available only in jurisdictions where its promotion and sale is permitted. Forecasts are not reliable indicators of future performance. The forecasts and market outlook presented in this material reflect subjective judgments and assumptions of the investment manager or its delegate and unexpected events may occur. There can be no assurance that developments will transpire as forecasted in this presentation. Where securities are mentioned in this document they do not necessarily represent a specific portfolio holding and do not constitute a recommendation to purchase, hold or sell. The ongoing charges figure is based on annualised expenses for the period ending 31/08/2015. This figure may vary from year to year. It excludes portfolio transaction costs except in the case of an entry or exit charge paid by the Fund when buying or selling shares/units in another fund. Subscriptions of shares are only accepted on the basis of the most up to date legal offering documents. The legal offering documents (fund & share class specific Key Investor Information Document, prospectus, annual and semi-annual reports, articles and trustee deed) are available free of charge with your local Invesco representative or on our website www.invescoeurope.com.

© 2016 Morningstar. All rights reserved. The information contained herein: (1) is proprietary to Morningstar and/or its content providers; (2) may not be copied or distributed; and (3) is not warranted to be accurate, complete or timely. Neither Morningstar nor its content providers are responsible for any damages or losses arising from any use of this information.

Additional information for Germany, Austria and Switzerland: This document is issued in Germany by Invesco Asset Management Deutschland GmbH. This document is issued in Austria by Invesco Asset Management Österreich GmbH and in Switzerland by Invesco Asset Management (Schweiz) AG. The legal offering documents are available free of charge from the issuer of this document: Invesco Asset Management Deutschland GmbH, An der Welle 5, D - 60322 Frankfurt am Main; Invesco Asset Management Österreich - Zweigniederlassung der Invesco Asset Management Deutschland GmbH, Rotenturmstrasse 16 - 18, 1010 Vienna as well as at Erste Bank der oesterreichischen Sparkassen AG, Graben 21, A-1010 Vienna acting as paying agent for funds registered for sale in Austria and Invesco Asset Management (Schweiz) AG, Talacker 34, CH-8001 Zürich, who acts as representative for the funds distributed in Switzerland. Paying agent for the funds distributed in Switzerland: BNP PARIBAS SECURITIES SERVICES, Paris, succursale de Zurich, Selnaustrasse 16; CH - 8002 Zürich. The fund is domiciled in Luxembourg.

Additional information for Financial Intermediaries in the United States: This material is intended for distributors, platforms, financial advisors and investment managers located in the United States in relation to their activities with offshore clients only. It must not be redistributed to end investors. This document is neither intended for US Persons, nor US residents. This fund must not be marketed on the US soil. This fund is registered for distribution in a limited number of countries, and should an activity create additional obligations (such as a local registration for sale or tax notification) for Invesco, you shall seek the prior formal approval of Invesco before undertaking such activity. Any marketing material you create on the fund for end investors shall also be expressly approved by Invesco. Issued in the US by Invesco Distributors, Inc., 11 Greenway Plaza, Suite 1000, Houston, Texas 77046. Invesco Distributors is the appointed US sub-distributor of the Invesco Funds, SICAV.