

Summary of fund objective

The objective of the Fund is to achieve long-term capital appreciation and to a lesser extent current income by investing primarily in equities of US companies. For the full objectives and investment policy please consult the current prospectus.

Key facts



Meggan Walsh
Houston
Managed fund since
June 2012

Share class launch

27 June 2012

Original fund launch

27 June 2012

Legal status

Luxembourg SICAV with UCITS status

Share class currency

EUR

Share class type

Accumulation

Fund size

USD 121.43 mn

Reference index

S&P 500 (TR)

Bloomberg code

INUSEAE LX

ISIN code

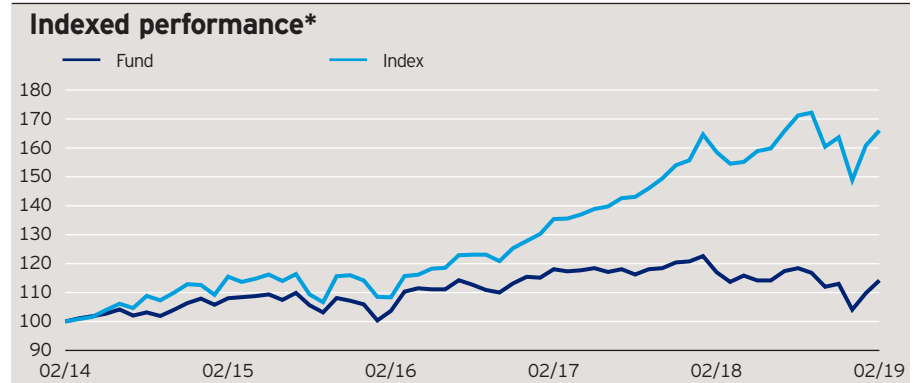
LU0794790120

Settlement date

Trade Date + 3 Days

Quarterly fund commentary

Market volatility increased significantly during the fourth quarter as investors worried about rising interest rates, trade wars and slowing global growth. The S&P 500 Index posted a loss of -13.52% for the quarter. Within the S&P 500 Index, the energy, industrials and information technology sectors posted the largest declines. Utilities was the only sector to post a gain for the quarter. The fund outperformed the S&P 500 Index during the quarter. On an absolute basis the fund's holdings in industrials, energy and financials detracted the most from returns, while the utilities sector was the only positive contributor during the quarter. Overweight positions in utilities and consumer staples relative to the reference index made the largest positive contributions to relative performance. The fund's underweight position in information technology also helped performance versus the reference index. Stock selection in real estate and industrials detracted from relative performance during the quarter. At quarter-end, the fund's largest overweight positions were in utilities and consumer staples. Primary underweight positions were in IT and health care. The goal of our strategy has always been to provide capital appreciation with better downside preservation. This full-cycle mindset has been embedded in our investment process since inception. More recently, we have placed particular emphasis on managing downside risk through sensitivity analysis of our modeled assumptions, given our belief that the profit cycle appears to be waning, valuations are extended, and narrow market conditions warrant attention.



The performance period shown here starts on the last day of the first indicated month and ends on the last day of the last indicated month.

Cumulative performance*

in %	YTD	1 month	1 year	3 years	5 years
Fund	9.70	4.00	-2.44	10.16	14.19
Index	11.48	3.21	4.68	53.20	66.00

Calendar year performance*

in %	2014	2015	2016	2017	2018
Fund	8.94	-1.83	8.98	4.63	-13.81
Index	13.69	1.38	11.96	21.83	-4.38

Standardised rolling 12 month performance*

in %	28.02.14 28.02.15	28.02.15 28.02.16	28.02.16 28.02.17	28.02.17 28.02.18	28.02.18 28.02.19
Fund	8.05	-4.06	13.90	-0.87	-2.44
Index	15.51	-6.19	24.98	17.10	4.68

Past performance is not a guide to future returns. The performance shown does not take account of the commissions and costs incurred on the issue and redemption of units.

*Source: © 2019 Morningstar. Indexed performance: Performance of an investment of 100 in share class currency. Gross income re-invested to 28 February 2019 unless otherwise stated. The figures do not reflect the entry charge payable by individual investors. All performance data on this factsheet is in the currency of the share class, apart from the index performance which is shown in USD. Reference Index Source: Factset. **There is currently a discretionary cap on the ongoing charge of 2.55% in place, which has been implemented from 7th September 2018 following the merger of Invesco Global Technology Fund into the Fund. This discretionary cap may positively impact the performance of the Share Class.**

Invesco US Equity Fund E (EUR Hgd)-Acc Shares

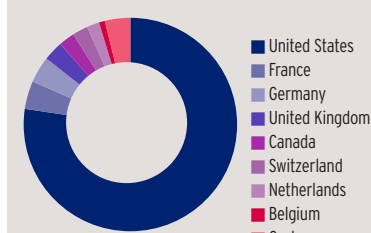
28 February 2019

Holdings and active weights*

(total holdings: 69)

Top 10 holdings	%	Top 10 overweight	+	Top 10 underweight	-
General Mills	3.1	General Mills	3.0	Microsoft	3.7
AT&T	2.9	Hartford Financial Services	2.7	Apple	3.3
Hartford Financial Services	2.8	Entergy	2.7	Amazon	2.9
Entergy	2.8	PPL	2.4	Berkshire Hathaway 'B'	1.7
Procter & Gamble	2.6	Exelon	2.3	Facebook 'A'	1.7
Coca-Cola	2.6	M&T Bank	2.1	JPMorgan Chase	1.5
Exelon	2.5	Dominion Resources	2.1	Alphabet 'C'	1.5
PPL	2.5	Total	2.0	Alphabet 'A'	1.4
Dominion Resources	2.3	AT&T	2.0	Exxon Mobil	1.4
M&T Bank	2.2	Flowserve	1.9	Bank of America	1.1

Geographical weightings of the fund in %*



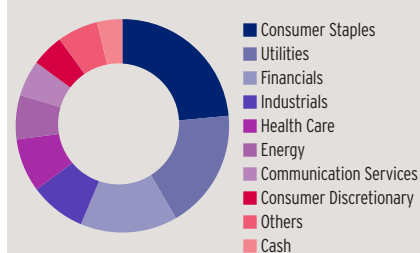
Geographical weightings*

in %	Fund	Index
United States	77.3	99.6
France	4.3	0.0
Germany	4.0	0.0
United Kingdom	3.0	0.4
Canada	2.4	0.0
Switzerland	2.4	0.0
Netherlands	1.9	0.0
Belgium	0.9	0.0
Cash	3.9	0.0

Sector weightings*

in %	Fund	Index
Consumer Staples	23.5	7.1
Utilities	18.1	3.3
Financials	14.7	13.3
Industrials	8.5	9.8
Health Care	8.1	14.8
Energy	6.7	5.4
Communication Services	5.4	10.1
Consumer Discretionary	4.9	9.9
Others	6.2	26.3
Cash	3.9	0.0

Sector weightings of the fund in %*



Financial characteristics*

Average weighted market capitalisation	EUR 62.45 bn
Median market capitalisation	EUR 36.09 bn

NAV and fees

Current NAV

EUR 15.61

12 month price high

EUR 16.28 (24/09/2018)

12 month price low

EUR 14.05 (27/12/2018)

Minimum investment ¹

EUR 500

Entry charge

Up to 3.00%

Annual management fee

2.25%

Ongoing charges ²

2.55%

Source: *Invesco. Portfolio weightings and allocations are subject to change. The weightings for each breakdown are rounded to the nearest tenth or hundredth of a percent; therefore, the aggregate weights for each breakdown may not equal 100%.

The top 10 overweight and underweight positions represent the largest weighting differences between the fund and the index.

Invesco US Equity Fund E (EUR Hgd)-Acc Shares

28 February 2019

Risk Warnings

The value of investments and any income will fluctuate (this may partly be the result of exchange rate fluctuations) and investors may not get back the full amount invested.

Important Information

¹The minimum investment amounts are: EUR 500 / USD 650 / GBP 400 / CHF 650 / SEK 4,500. Please contact us or refer to the most up to date Prospectus for details of minimum investment amounts in other currencies.

²As a result of the introduction of a material change in the fee structure, the ongoing charges figure is estimated based on the expected total of charges. This figure may vary from year to year. It excludes portfolio transaction costs except in the case of an entry or exit charge paid by the Fund when buying or selling shares/units in another fund.

On 7 September 2018, an Ireland-domiciled mutual fund, named Invesco Global Technology Fund was merged into Invesco US Equity Fund.

This marketing document is exclusively for use by Professional Clients and Financial Advisers in Continental Europe and Qualified Investors in Switzerland. This document is not for consumer use, please do not redistribute. For the purpose of the distribution of this document Continental Europe is defined as Switzerland, Spain, France, Italy, Luxembourg, Netherlands, Portugal. Data as at 28 February 2019, unless otherwise stated. This document is marketing material and is not intended as a recommendation to invest in any particular asset class, security or strategy. Regulatory requirements that require impartiality of investment/investment strategy recommendations are therefore not applicable nor are any prohibitions to trade before publication. The information provided is for illustrative purposes only, it should not be relied upon as recommendations to buy or sell securities. By accepting this document, you consent to communicate with us in English, unless you inform us otherwise.

Past performance is not a guide to future returns. Where individuals or the business have expressed opinions, they are based on current market conditions, they may differ from those of other investment professionals and are subject to change without notice and are not to be construed as investment advice. This marketing document is not an invitation to subscribe for shares in the fund and is by way of information only, it should not be considered financial advice. This does not constitute an offer or solicitation by anyone in any jurisdiction in which such an offer is not authorised or to any person to whom it is unlawful to make such an offer or solicitation. Persons interested in acquiring the fund should inform themselves as to (i) the legal requirements in the countries of their nationality, residence, ordinary residence or domicile; (ii) any foreign exchange controls and (iii) any relevant tax consequences. As with all investments, there are associated risks. This document is by way of information only. Asset management services are provided by Invesco in accordance with appropriate local legislation and regulations. The fund is available only in jurisdictions where its promotion and sale is permitted. Not all share classes of this fund may be available for public sale in all jurisdictions and not all share classes are the same nor do they necessarily suit every investor. Fee structure and minimum investment levels may vary dependent on share class chosen. Please check the most recent version of the fund prospectus in relation to the criteria for the individual share classes and contact your local Invesco office for full details of the fund registration status in your jurisdiction. Forecasts are not reliable indicators of future performance. For more information on our funds, please refer to the most up to date relevant fund and share class-specific Key Investor Information Documents, the latest Annual or Interim Reports and the latest Prospectus, and constituent documents. This information is available in English using the contact details of the issuer and is without charge. Further information on our products is available using the contact details shown. Subscriptions of shares are only accepted on the basis of the most up to date legal offering documents. The legal offering documents (fund & share class specific Key Investor Information Document, prospectus, annual and semi-annual reports, articles and trustee deed) are available free of charge with your local Invesco representative or on our website www.invescoeurope.com.

© 2019 Morningstar. All rights reserved. The information contained herein: (1) is proprietary to Morningstar and/or its content providers; (2) may not be copied or distributed; and (3) is not warranted to be accurate, complete or timely. Neither Morningstar nor its content providers are responsible for any damages or losses arising from any use of this information.

Invesco US Equity Fund E (EUR Hgd)-Acc Shares

28 February 2019

Important Information

Additional information for France: Issued in France by Invesco Asset Management S.A., 16-18 rue de Londres, 75009 Paris, France.

Additional information for Italy: Issued in Italy by Invesco Asset Management S.A, Sede Secondaria, Via Bocchetto 6, 20123 Milan, Italy.

Additional information for Luxembourg: Issued in Luxembourg by Invesco Asset Management SA, 16-18 rue de Londres, 75009 Paris, France.

Additional information for Netherlands: Issued in Netherlands by Invesco Asset Management S.A. Dutch Branch, Vinoly Building, Claude Debussylaan 26, 1082 MD Amsterdam, The Netherlands, www.invesco.nl.

Additional information for Portugal: Issued in Portugal by Invesco Asset Management S.A., 16-18 rue de Londres, 75009 Paris, France.

Additional information for Spain: Issued in Spain by Invesco Asset Management S.A., Sucursal en España, C/ Goya 6 - 3º, 28001 Madrid, Spain.

Additional information for Switzerland: Issued in Switzerland by Invesco Asset Management (Schweiz) AG, Talacker 34, CH-8001 Zurich, who acts as representative for the funds distributed in Switzerland. Paying agent for the funds distributed in Switzerland: BNP PARIBAS SECURITIES SERVICES, Paris, succursale de Zurich, Selnaustrasse 16, CH-8002 Zurich. The legal offering documents are available free of charge at our website and local language from the issuer of this document. The fund is domiciled in Luxembourg.