



Invesco Emerging Markets Equity Fund A-AD Shares

31 December 2016

This marketing document is exclusively for use by Qualified Investors in Switzerland and Professional Clients in Continental European countries where this specific fund's share class is registered for sale. This document is not for consumer use, please do not redistribute.

Summary of fund objective

The Fund aims to achieve long term capital growth through investment in the shares of companies in emerging markets. For the full objectives and investment policy please consult the current prospectus.

Key facts



Dean Newman
Henley -on- Thames
Managed fund since
April 2007

Share class launch

02 September 1992

Original fund launch ¹

01 June 1990

Legal status

Mutual Fund - Irish Unit Trust authorised
as UCITS

Share class currency

USD

Share class type

Income

Fund size

USD 64.78 mn

Reference index

MSCI Emerging Markets Index-ND

Bloomberg code

INVEDMA ID

ISIN code

IE0003600727

Settlement date

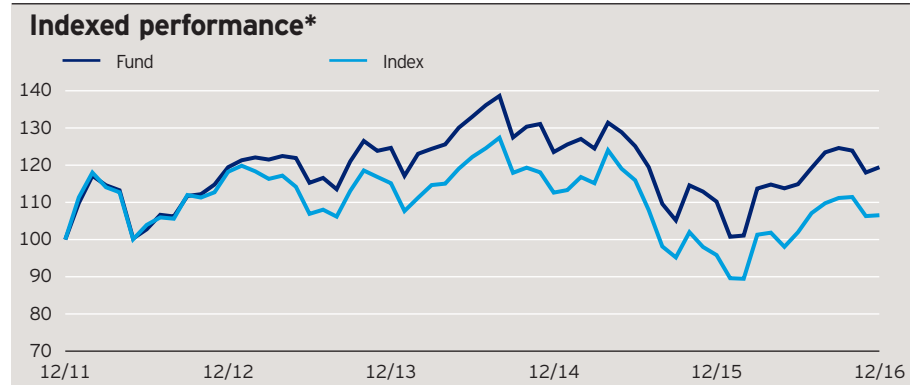
Trade Date + 3 Days

Morningstar Rating™

★★★★

Quarterly fund commentary

The prospect of higher US interest rates and concerns about US President-elect Trump's trade and immigration policies dented confidence towards emerging equity markets although performance at a regional level was mixed. Emerging Asia was the worst performing region, whereas the EMEA (Europe, Middle East and Africa) region ended in positive territory as rising energy prices bolstered the performance of the Russian equity market. In Latin America, Brazil's equity market extended year-to-date gains whereas US trade concerns put pressure on Mexican assets, including its currency. Stock selection remains the key focus of our portfolio strategy. Our investment approach places a strong emphasis on valuation, a key determinant of future returns. We are currently finding the EMEA region particularly interesting because we believe it offers a wide range of diversified companies with strong management teams operating in areas of growth. The fund also favours certain Asian technology firms to reflect the growing engagement of young consumers in areas such as ecommerce and online shopping. With oil prices showing signs of recovery, the energy sector is another area that we are focusing on.



Cumulative performance*

in %	YTD	1 month	1 year	3 years	5 years
Fund	8.39	1.21	8.39	-4.17	19.45
Index	11.19	0.22	11.19	-7.47	6.55
Quartile ranking	3	1	3	1	1
Absolute ranking	203/375	60/392	203/375	41/296	18/222

Mstar GIF OS Sector: Global Emerging Markets Equity

Calendar year performance*

in %	2012	2013	2014	2015	2016
Fund	19.45	4.35	-0.89	-10.79	8.39
Index	18.22	-2.60	-2.19	-14.92	11.19

Standardised rolling 12 month performance**

in %	31.12.11	31.12.12	31.12.13	31.12.14	31.12.15
Fund	19.45	4.35	-0.89	-10.79	8.39

The standardised past performance information is updated on a quarterly basis. Should you require up-to-date past performance information this is available on our website www.invescoeuropa.com or by contacting us.

Past performance is not a guide to future returns. The performance shown does not take account of the commissions and costs incurred on the issue and redemption of units.

*Source: © 2016 Morningstar. Mid to mid, gross income re-invested to 31 December 2016 unless otherwise stated. The figures do not reflect the entry charge payable by individual investors. **Mid to mid, gross income re-invested to 31 December 2016. All performance data on this factsheet is in the currency of the share class. Reference Index Source: Factset.

Invesco Emerging Markets Equity Fund

A-AD Shares

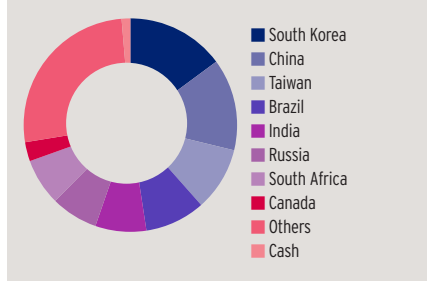
31 December 2016

Issuers and active weights*

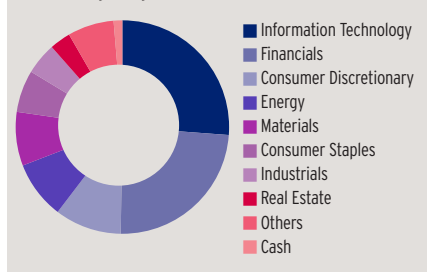
(total holdings: 68)

Top 10 issuers	%	Top 10 positive	+	Top 10 negative	-
Samsung Electronics Co Ltd	6.2	NetEase Inc	2.8	Tencent Holdings Ltd	3.5
Naspers Ltd	4.3	Naspers Ltd	2.7	China Construction Bank Corp	1.6
Taiwan Semiconductor Manufacturing Co Ltd	4.3	Methanex Corp	2.1	Industrial & Commercial Bank of China Ltd	1.1
NetEase Inc	3.2	Novatek PJSC	2.1	Banco Bradesco SA	0.8
Alibaba Group Holding Ltd	3.0	MMC Norilsk Nickel PJSC	2.0	Gazprom PJSC	0.8
China Mobile Ltd	2.5	Samsung Electronics Co Ltd	1.9	Housing Development Finance Corp Ltd	0.7
Novatek PJSC	2.4	China Life Insurance Co Ltd/Taiwan	1.7	Ping An Insurance Group Co of China Ltd	0.7
MMC Norilsk Nickel PJSC	2.2	KB Financial Group Inc	1.7	LUKOIL PJSC	0.6
Methanex Corp	2.1	HSBC Holdings PLC	1.5	Vale SA	0.6
KB Financial Group Inc	2.1	Turkiye Sinai Kalkinma Bankasi AS	1.5	Ambev SA	0.6

Geographical weightings of the fund in %*



Sector weightings of the fund in %*



Geographical weightings*

in %	Fund	Index
South Korea	14.9	14.4
China	13.9	25.9
Taiwan	9.7	12.2
Brazil	9.1	7.7
India	7.7	8.3
Russia	7.1	4.5
South Africa	7.1	7.0
Canada	2.9	0.0
Others	26.2	19.9
Cash	1.3	0.0

Sector weightings*

in %	Fund	Index
Information Technology	26.2	23.3
Financials	24.1	24.4
Consumer Discretionary	10.1	10.3
Energy	8.8	7.9
Materials	8.1	7.4
Consumer Staples	6.4	7.2
Industrials	4.8	5.8
Real Estate	3.2	2.6
Others	7.0	11.3
Cash	1.3	0.0

Financial characteristics*

Average weighted market capitalisation	USD 40.70 bn
Median market capitalisation	USD 9.21 bn

3 year characteristics**

Alpha	0.98
Beta	0.92
Correlation	0.95
Information ratio	0.24
Sharpe ratio	-0.10
Tracking error in %	4.93
Volatility in %	15.74

For detailed information about the 3 year characteristics please see <http://www.invescoeuropa.com/CE/Glossary.pdf>.

NAV and fees

Current NAV

USD 37.71

12 month price high

USD 40.54 (08/09/2016)

12 month price low

USD 30.16 (21/01/2016)

Minimum investment ²

USD 1,500

Entry charge

Up to 5.00%

Annual management fee

2.0%

Ongoing charges

2.51% (30/11/2015)

Invesco Emerging Markets Equity Fund

A-AD Shares

31 December 2016

Risk Warnings

The value of investments and any income will fluctuate (this may partly be the result of exchange rate fluctuations) and investors may not get back the full amount invested. As a large portion of the fund is invested in less developed countries, you should be prepared to accept significantly large fluctuations of the value of the fund. The risks described herein are the fund specific material risks. For more information please consult the current fund and share class specific Key Investor Information Document (KIID) and for a complete set of risks the current prospectus.

Important Information

¹The Original Fund Launch date shown herein is different from the fund launch date shown in the KIID, as it indicates the launch date of a previous fund that was merged into the fund shown and therefore the track record starts with this previous fund. Further information can be found on our website: www.invescoeurope.com.

²The minimum investment amounts are: USD 1,500 / EUR 1,000 / GBP 1,000 / CHF 1,500 / SEK 10,000.

Please contact us or refer to the most up to date Prospectus for details of minimum investment amounts in other currencies.

This share class may not be registered in all countries and dissemination is subject to prior verification of registration status.

This marketing document is exclusively for use by Professional Clients and Financial Advisers in Continental Europe and Qualified Investors in Switzerland. This document is not for consumer use, please do not redistribute. Data as at 31 December 2016, unless otherwise stated. This marketing document is not subject to regulatory requirements that ensure impartiality of investment recommendations and investment strategy recommendations. Therefore, the prohibition of trading before the release of investment recommendations and investment strategy recommendations does not apply.

Past performance is not a guide to future returns. Where Invesco has expressed views and opinions, these may change. If investors are unsure if this product is suitable for them, they should seek advice from a financial adviser. The distribution and the offering of the fund or its share classes in certain jurisdictions may be restricted by law. Persons into whose possession this document may come are required to inform themselves about and to comply with any relevant restrictions. This does not constitute an offer or solicitation by anyone in any jurisdiction in which such an offer is not authorised or to any person to whom it is unlawful to make such an offer or solicitation. Persons interested in acquiring the fund should inform themselves as to (i) the legal requirements in the countries of their nationality, residence, ordinary residence or domicile; (ii) any foreign exchange controls and (iii) any relevant tax consequences. As with all investments, there are associated risks. This document is by way of information only. Asset management services are provided by Invesco in accordance with appropriate local legislation and regulations. The fund is available only in jurisdictions where its promotion and sale is permitted. Forecasts are not reliable indicators of future performance. The forecasts and market outlook presented in this material reflect subjective judgments and assumptions of the investment manager or its delegate and unexpected events may occur. There can be no assurance that developments will transpire as forecasted in this presentation. Where securities are mentioned in this document they do not necessarily represent a specific portfolio holding and do not constitute a recommendation to purchase, hold or sell. The ongoing charges figure is based on annualised expenses for the period ending 30/11/2015. This figure may vary from year to year. It excludes portfolio transaction costs except in the case of an entry or exit charge paid by the Fund when buying or selling shares/units in another fund. Please refer to the most up to date relevant fund and share class-specific Key Investor Information Document for more information on our funds. Further information on our products is available using the contact details shown. This document is issued in Germany by Invesco Asset Management Deutschland GmbH. This document is issued in Austria by Invesco Asset Management Österreich GmbH and in Switzerland by Invesco Asset Management (Schweiz) AG. Subscriptions of shares are only accepted on the basis of the most up to date legal offering documents. The legal offering documents (fund & share class specific Key Investor Information Document, prospectus, annual and semi-annual reports, articles and trustee deed) are available free of charge from the issuer: Invesco Asset Management Deutschland GmbH, An der Welle 5, D - 60322 Frankfurt am Main; Invesco Asset Management Österreich - Zweigniederlassung der Invesco Asset Management Deutschland GmbH, Rotenturmstrasse 16 - 18, 1010 Vienna as well as at Erste Bank der oesterreichischen Sparkassen AG, Graben 21, A-1010 Vienna acting as paying agent for funds registered for sale in Austria and Invesco Asset Management (Schweiz) AG, Talacker 34, CH-8001 Zürich, who acts as representative for the funds distributed in Switzerland. Paying agent for the funds distributed in Switzerland: BNP PARIBAS SECURITIES SERVICES, Paris, succursale de Zurich, Selnaustrasse 16; CH - 8002 Zürich. The fund is domiciled in Ireland.

© 2016 Morningstar. All rights reserved. The information contained herein: (1) is proprietary to Morningstar and/or its content providers; (2) may not be copied or distributed; and (3) is not warranted to be accurate, complete or timely. Neither Morningstar nor its content providers are responsible for any damages or losses arising from any use of this information.