

Summary of fund objective

The Fund aims to generate a rising level of income, together with long-term capital growth, investing primarily in global equities. In pursuing this objective, the Investment Adviser may include investments that they consider appropriate which include transferable securities, money market instruments, warrants, undertakings for collective investment, deposits and other permitted investments. For the full objectives and investment policy please consult the current prospectus.

Key facts



Nick Mustoe (lead) and Global Equity Income Group, Henley Investment Centre¹. Managed fund since December 2012

Share class launch

30 September 2011

Original fund launch²

07 November 1989

Legal status

Luxembourg SICAV with UCITS status

Share class currency

USD

Share class type

Accumulation

Fund size

USD 882.63 mn

Reference index

MSCI World Index-ND

Bloomberg code

I GEIRAU LX

ISIN code

LU0607513669

Settlement date

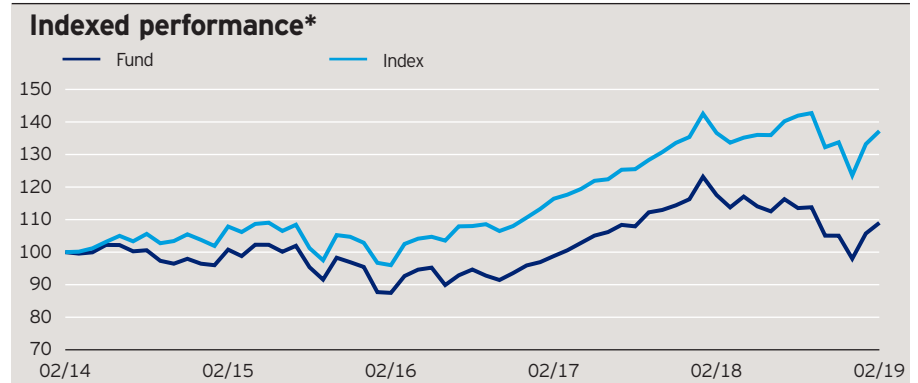
Trade Date + 3 Days

Morningstar Rating™

★★★

Quarterly fund commentary

Global equity markets fell in the fourth quarter to round off their worst year since the financial crisis. Markets were rattled by a myriad of concerns including the US Federal Reserve (Fed) raising interest rates too quickly, US economic growth being revised down for the third quarter, President Trump warning that he was prepared for a 'long' government shutdown if he did not receive the funding for a border wall with Mexico that he expected, as well as the UK's exit from the EU and the ongoing US-China trade talks. The fund's strategy is to look for what we view as high quality companies at attractive valuations. We seek to invest in businesses that provide an attractive yield, a sustainable and growing level of income and capital upside potential. By quality, we refer to businesses that generate high and sustainable returns. We believe that these types of companies are more likely to be able to return cash to investors in the form of growing dividends.



The performance period shown here starts on the last day of the first indicated month and ends on the last day of the last indicated month.

Cumulative performance*

in %	YTD	1 month	1 year	3 years	5 years
Fund	11.24	3.10	-7.27	24.60	9.01
Index	11.02	3.01	0.43	42.92	37.20

Calendar year performance*

in %	2014	2015	2016	2017	2018
Fund	-1.61	-1.04	0.48	21.21	-15.71
Index	4.94	-0.87	7.51	22.40	-8.71

Standardised rolling 12 month performance*

in %	28.02.14	28.02.15	28.02.16	28.02.17	28.02.18	28.02.19
Fund	0.77	-13.19	12.92	19.00	-7.27	
Index	7.87	-11.00	21.26	17.36	0.43	

Past performance is not a guide to future returns. The performance shown does not take account of the commissions and costs incurred on the issue and redemption of units.

Invesco Global Equity Income Fund

R-Acc Shares

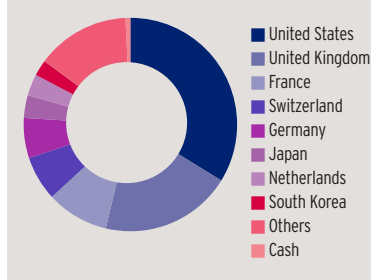
28 February 2019

Holdings and active weights*

(total holdings: 52)

Top 10 holdings	%	Top 10 overweight	+	Top 10 underweight	-
Royal Dutch Shell 'A' (EUR)	3.3	Royal Dutch Shell 'A' (EUR)	3.3	Apple	2.1
Chevron	3.0	Orange	2.8	Amazon	1.7
BP	3.0	BP	2.6	Facebook 'A'	1.0
Orange	2.8	Chevron	2.5	Johnson & Johnson	0.9
Roche	2.8	Total	2.4	Alphabet 'C'	0.9
Total	2.8	Roche	2.3	Alphabet 'A'	0.9
Pfizer	2.7	Taiwan Semiconductor ADR	2.3	Exxon Mobil	0.8
Novartis	2.7	United Technologies	2.3	Nestle	0.7
United Technologies	2.5	Novartis	2.2	Bank of America	0.7
Taiwan Semiconductor ADR	2.3	Amcor	2.2	Visa	0.7

Geographical weightings of the fund in %*



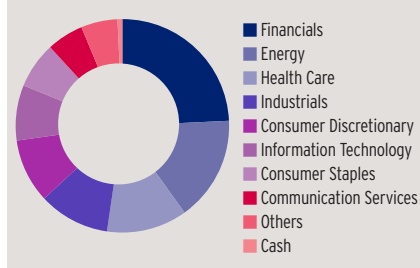
Geographical weightings*

in %	Fund	Index
United States	33.8	61.8
United Kingdom	19.9	5.9
France	9.4	3.8
Switzerland	6.8	3.2
Germany	6.1	3.0
Japan	3.5	8.3
Netherlands	3.3	1.0
South Korea	2.4	0.0
Others	14.2	13.1
Cash	0.7	0.0

Sector weightings*

in %	Fund	Index
Financials	24.2	16.2
Energy	15.9	6.0
Health Care	12.2	12.9
Industrials	10.7	11.3
Consumer Discretionary	9.7	10.4
Information Technology	8.4	15.4
Consumer Staples	7.0	8.4
Communication Services	5.6	8.2
Others	5.5	11.1
Cash	0.7	0.0

Sector weightings of the fund in %*



Financial characteristics*

Average weighted market capitalisation	USD 113.87 bn
Median market capitalisation	USD 43.03 bn

3 year characteristics**

Alpha	-4.65
Beta	1.01
Correlation	0.91
Information ratio	-0.91
Sharpe ratio	0.53
Tracking error in %	4.89
Volatility in %	11.82

For detailed information about the 3 year characteristics please see <http://assets.invescohub.com/invesco-eu/glossary.pdf>.

NAV and fees

Current NAV

USD 56.52

12 month price high

USD 61.22 (19/04/2018)

12 month price low

USD 49.79 (27/12/2018)

Minimum investment³

USD 1,500

Entry charge

0.00%

Annual management fee

1.4%

Ongoing charges⁴

2.47%

Source: *Invesco. Portfolio weightings and allocations are subject to change. The weightings for each breakdown are rounded to the nearest tenth or hundredth of a percent; therefore, the aggregate weights for each breakdown may not equal 100%. **Morningstar. The top 10 overweight and underweight positions represent the largest weighting differences between the fund and the index.

Invesco Global Equity Income Fund

R-Acc Shares

28 February 2019

Risk Warnings

The value of investments and any income will fluctuate (this may partly be the result of exchange rate fluctuations) and investors may not get back the full amount invested.

Important Information

¹Global Equity Income Group, Henley Investment Centre comprises Chief Investment Officer Nick Mustoe (lead) and Fund Managers Simon Clinch, Stephanie Butcher, Tim Dickson, Tony Roberts, Andrew Hall and Tim Marshall.

²The Original Fund Launch date shown herein is different from the fund launch date shown in the KIID, as it indicates the launch date of a previous fund that was merged into the fund shown and therefore the track record starts with this previous fund. Further information can be found on our website: www.invescoeurope.com.

³The minimum investment amounts are: USD 1,500 / EUR 1,000 / GBP 1,000 / CHF 1,500 / SEK 10,000. Please contact us or refer to the most up to date Prospectus for details of minimum investment amounts in other currencies.

⁴The ongoing charges figure is based on annualised expenses for the period ending August 2018. This figure may vary from year to year. It excludes portfolio transaction costs except in the case of an entry or exit charge paid by the Fund when buying or selling shares/units in another fund.

This marketing document is exclusively for use by Professional Clients and Financial Advisers in Continental Europe and Qualified Investors in Switzerland. This document is not for consumer use, please do not redistribute. For the purpose of the distribution of this document Continental Europe is defined as Switzerland, Spain, France, Greece, Italy, Luxembourg, Netherlands, Norway, Portugal, Sweden. Data as at 28 February 2019, unless otherwise stated. This document is marketing material and is not intended as a recommendation to invest in any particular asset class, security or strategy. Regulatory requirements that require impartiality of investment/investment strategy recommendations are therefore not applicable nor are any prohibitions to trade before publication. The information provided is for illustrative purposes only, it should not be relied upon as recommendations to buy or sell securities. By accepting this document, you consent to communicate with us in English, unless you inform us otherwise.

The R Share class is subject to an annual distribution fee. Such distribution fee will be paid by Invesco Global Asset Management Limited to the relevant sub-distributors in consideration for providing specific distribution-related services to investors in the R Share class. Please seek guidance from your advisor to ensure that the most appropriate Share class for your investment needs is selected. Past performance is not a guide to future returns. Where individuals or the business have expressed opinions, they are based on current market conditions, they may differ from those of other investment professionals and are subject to change without notice and are not to be construed as investment advice. This marketing document is not an invitation to subscribe for shares in the fund and is by way of information only, it should not be considered financial advice. This does not constitute an offer or solicitation by anyone in any jurisdiction in which such an offer is not authorised or to any person to whom it is unlawful to make such an offer or solicitation. Persons interested in acquiring the fund should inform themselves as to (i) the legal requirements in the countries of their nationality, residence, ordinary residence or domicile; (ii) any foreign exchange controls and (iii) any relevant tax consequences. As with all investments, there are associated risks. This document is by way of information only. Asset management services are provided by Invesco in accordance with appropriate local legislation and regulations. The fund is available only in jurisdictions where its promotion and sale is permitted. Not all share classes of this fund may be available for public sale in all jurisdictions and not all share classes are the same nor do they necessarily suit every investor. Fee structure and minimum investment levels may vary dependent on share class chosen. Please check the most recent version of the fund prospectus in relation to the criteria for the individual share classes and contact your local Invesco office for full details of the fund registration status in your jurisdiction. Forecasts are not reliable indicators of future performance. For more information on our funds, please refer to the most up to date relevant fund and share class-specific Key Investor Information Documents, the latest Annual or Interim Reports and the latest Prospectus, and constituent documents. This information is available in English using the contact details of the issuer and is without charge. Further information on our products is available using the contact details shown. Subscriptions of shares are only accepted on the basis of the most up to date legal offering documents. The legal offering documents (fund & share class specific Key Investor Information Document, prospectus, annual and semi-annual reports, articles and trustee deed) are available free of charge with your local Invesco representative or on our website www.invescoeurope.com.

© 2019 Morningstar. All rights reserved. The information contained herein: (1) is proprietary to Morningstar and/or its content providers; (2) may not be copied or distributed; and (3) is not warranted to be accurate, complete or timely. Neither Morningstar nor its content providers are responsible for any damages or losses arising from any use of this information.

Additional information for Financial Intermediaries in the United States: This document is intended for distribution to US financial intermediaries for informational purposes and in relation to their activities with offshore clients only. The Funds are not registered under any US securities law, and may not be offered or sold directly or indirectly in the US, its territories or possessions, nor to any US persons, citizens or residents. The Fund must not be marketed on US soil. This does not constitute a recommendation of any investment strategy or product for a particular investor. Investors should consult a financial professional before making any investment decisions. Issued in the US by Invesco Distributors, Inc., 11 Greenway Plaza, Suite 1000, Houston, Texas 77046, USA. Invesco Distributors, Inc. is the appointed US sub-distributor of the Invesco Funds, SICAV. All entities are indirect, wholly owned subsidiaries of Invesco Ltd.

Invesco Global Equity Income Fund

R-Acc Shares

28 February 2019

Important Information

Additional information for France: Issued in France by Invesco Asset Management S.A., 16-18 rue de Londres, 75009 Paris, France.

Additional information for Greece: Issued in Greece by Invesco Asset Management S.A., 16-18 rue de Londres, 75009 Paris, France.

Additional information for Italy: Issued in Italy by Invesco Asset Management S.A, Sede Secondaria, Via Bocchetto 6, 20123 Milan, Italy.

Additional information for Luxembourg: Issued in Luxembourg by Invesco Asset Management SA, 16-18 rue de Londres, 75009 Paris, France.

Additional information for Netherlands: Issued in Netherlands by Invesco Asset Management S.A. Dutch Branch, Vinoly Building, Claude Debussylaan 26, 1082 MD Amsterdam, The Netherlands, www.invesco.nl.

Additional information for Norway: Issued in Norway by Invesco Asset Management S.A., 16-18 rue de Londres, 75009 Paris, France.

Additional information for Portugal: Issued in Portugal by Invesco Asset Management S.A., 16-18 rue de Londres, 75009 Paris, France.

Additional information for Spain: Issued in Spain by Invesco Asset Management S.A., Sucursal en España, C/ Goya 6 - 3º, 28001 Madrid, Spain.

Additional information for Sweden: Issued in Sweden by Invesco Asset Management SA (France) Swedish Filial, c/o Convendum, Jakobsbergsgatan 16, Box 16404, SE-111 43 Stockholm.

Additional information for Switzerland: Issued in Switzerland by Invesco Asset Management (Schweiz) AG, Talacker 34, CH-8001 Zurich, who acts as representative for the funds distributed in Switzerland. Paying agent for the funds distributed in Switzerland: BNP PARIBAS SECURITIES SERVICES, Paris, succursale de Zurich, Selnaustrasse 16, CH-8002 Zurich. The legal offering documents are available free of charge at our website and local language from the issuer of this document. The fund is domiciled in Luxembourg.